



ALUMINUM & VINYL
AFCO-RAIL



2
STRUCTURE
STYLE

STRUCTU





URE STYLE



A gentle breeze. The fragrance of fresh-mowed grass. Dappled sunlight through the trees, chirping birds and that first sip of morning coffee. The vantage point from your deck or porch is a feast for the senses. Your dream deck or porch is within reach. If you can imagine it, AFCO-Rail can help you bring it to life.

ALUMINUM AFCO-RAIL

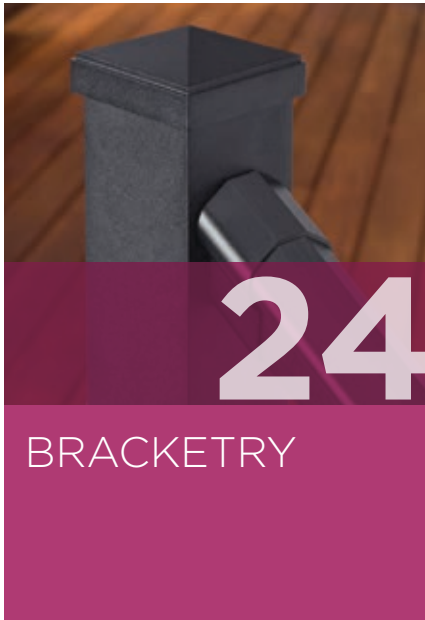


BALUSTERS

VINYL AFCO-RAIL



CONTENTS



ADA —————

WRAPS —————



A photograph of a white aluminum railing on a wooden deck. The railing features a horizontal top rail and vertical balusters. In the background, there is a dense forest of trees with green and yellow foliage. A semi-transparent purple banner is overlaid across the middle of the image, containing the text "ALUMINUM AFCCO-RAIL" in white.

ALUMINUM AFCCO-RAIL

“Carefree” is the goal of your outdoor living space. Aluminum AFCO-Rail can help you meet your “carefree” goal with a virtually maintenance-free product that comes with a limited lifetime structural warranty.

The robust Aluminum AFCO-Rail system is made of extruded aluminum that will never rust and exceeds IBC and IRC requirements to provide the *Structure* you need.

With seven durable, AAMA-2604 powder-coat paint finishes available for all its unique series, Aluminum AFCO-Rail can give your space the *Style* you want.



AVAILABLE IN SEVEN BEAUTIFUL FINISHES **THAT NEVER NEED REPAINTING**

GLOSS

WHITE

CLAY

WICKER

TEXTURED

WHITE

BLACK

BROWN

BRONZE

A photograph of a white vinyl railing system installed on a brown composite deck. The railing features square balusters and a decorative top rail. A semi-transparent yellow banner is overlaid across the middle of the image, containing the text "SERIES 100" in white, bold, sans-serif capital letters. The background shows lush green foliage and a portion of a house with light-colored siding.

SERIES 100



Traditional rail styling with
the strength and durability
of aluminum

Traditional “breadloaf” shaped top rail design provides a more robust aesthetic than other metal rail systems.

Infill options include round and square balusters that can be color differentiated from the rails.

Factory installed baluster connectors and unique bracket designs make installation a breeze.





SERIES 100

Traditional rail styling with the strength and durability of aluminum

Features traditional “breadloaf” top rail design.

Factory installed baluster connectors.



SERIES 110

The designed solution for screen enclosed outdoor living

Features same angular profile for top and bottom rail.

Allows for a flush mount of the rail against a screen panel.

SERIES 100

Rail Kit

- Breadloaf Top Rail
- Bottom Rail
- Top and Bottom Mounting Brackets
- Support Block Material
- Mounting Hardware



Infill Options

- 3/4" Round or Square Baluster
- Cut to Length for 36" or 42" Installed Rail Height
- Packaged in Exact Counts for Each Rail Length



Style	Length				Height		Baluster Style	
	4'	6'	8'	10'	36"	42"	Square	Round
Level	•	•	•	•	•	•	•	•
Fixed Stair	•	•	•	•	•	•	•	•
Adjustable Stair	•	•	•	•	•	•	•	•

Style Options



Level



Fixed Stair

Accommodates 32 to 36 degrees



Adjustable Stair

Baluster mount toggles and pivoting brackets accommodate 0 to 38 degrees

SERIES 110

Rail Kit

- Top and Bottom Rail (same profile)
- Top and Bottom Rail Mounting Brackets
- Support Block Material
- Mounting Hardware



Infill Options

- 3/4" Round or Square Baluster
- Cut to Length for 36" or 42" Installed Rail Height
- Packaged in Exact Counts for Each Rail Length



Style	Length				Height		Baluster Style	
	4'	6'	8'	10'	36"	42"	Square	Round
Level	•	•	•	•	•	•	•	•

Style Options



Level



SERIES 125

Three rail design provides distinctive style to your outdoor space.

Features a third mid-rail just below the top rail.

Allows for different configurations of the short balusters between the top and the mid-rail.



SERIES 125

Rail Kit

- Used in Conjunction with a Compatible Series 100 Rail Kit

Infill Options

- Series 125 Kit Available in Four Different Configurations A, B, C or D
- Series 125 Kit Includes:
 - Mid-Rail
 - Mid-Rail Mounting Brackets
 - Mounting Hardware
 - Exact Count of Long and Short Balusters Based on Configuration
- 3/4" Round or Square Baluster
- Cut to Length for 36" or 42" Installed Rail Height


Configurations




Style A



Style B




Style C



Style D

Style Options



Level



Fixed Stair
Accommodates 32 to 36 degrees

Style	Length				Height		Baluster Style		Configuration			
	4'	6'	8'	10'	36"	42"	Square	Round	A	B	C	D
Level	•	•	•	•	•	•	•	•	•	•	•	•
Fixed Stair	•	•	•		•	•	•	•	•	•	•	•





SERIES 150

Offering a clear view of your scenic surroundings

Glass glazing channel extruded into “breadloaf” shaped top rail and bottom rail.

Channel inserts fill the glazing channel gap between glass panel edge and post.



SERIES 150

Rail Kit

- Breadloaf Top Rail with Glazing Channel
- Bottom Rail with Glazing Channel
- Vinyl Glazing Gaskets
- Glazing Channel Inserts
- Top and Bottom Rail Mounting Brackets
- Support Block Material
- Mounting Hardware
- Installation Support Foam Blocks



Infill Options

- Requires one locally sourced, 1/4" thick tempered glass panel (not included).
- Glass sizing information, based on cut down rail panel length, is provided in the installation instructions or by contacting AFCO Customer Service.

Style Options



Level

Style	Length				Height	
	4'	6'	8'	10'	36"	42"
Level		•			•	•





SERIES 175

The modern look of cable in the AF&CO-Rail aesthetic

Combines the “breadloaf” shaped top rail of Series 100 with horizontal stainless steel cable.

Pre-drilled 3” aluminum posts available for both Line and Corner applications.



SERIES 175

Rail Kit

- Breadloaf Top Rail with Stabilizer Baluster Connector Attached
- Bottom Rail with Stabilizer Baluster Connector Attached
- Pre-Drilled Stabilizer Baluster
- Top and Bottom Rail Mounting Brackets
- Support Block Material
- Mounting Hardware



Infill Options

- 1/8" Braided 316 Stainless Steel Cable with 2-3/4" pre-swaged threaded stud and mounting hardware.
- Terminating fittings, for both Line and Corner run applications, packaged separately.



Corner Fitting




Line Fitting

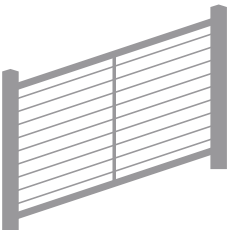
Post Options

- Line Posts pre-drilled on opposing sides for cable runs.
- Corner Posts pre-drilled on opposing sides for cable runs and threaded on middle side for corner fitting.

Style Options



Level



Fixed Stair
Accommodates 32 to 36 degrees

Rail Style	Length				Height	
	4'	6'	8'	10'	36"	42"
Level		•			•	•
Fixed Stair		•			•	•

Cable Length			
10'	20'	30'	50'
•	•	•	•

Post Style	Height	
	38"	44"
Line	•	•
Corner	•	•





SERIES 200

Flat top design is perfect for resting a cool drink on a warm day.

Unique top rail profile can accommodate a deck board, wood or composite, mounted on top to draw the color of the decking into the rail.

Series 200 can be used as is for a low profile look.


Flat surface is perfect for decorating or entertaining on your deck.



SERIES 200

Rail Kit

- Flat Top Rail
- Bottom Rail
- Top and Bottom Mounting Brackets
- Support Block Material
- Mounting Hardware



Infill Options

- 3/4" Round or Square Baluster
- Cut to Length for 36" or 42" Installed Rail Height
- Packaged in Exact Counts for Each Rail Length



Style Options



Level



Fixed Stair

Accommodates 32 to 36 degrees

Style	Length				Height		Baluster Style	
	4'	6'	8'	10'	36"	42"	Square	Round
Level	•	•	•	•	•	•	•	•
Fixed Stair	•	•	•	•	•	•	•	•





SERIES 225

Three rail design combined with flat top rail aesthetics

Features a third mid-rail just below the top rail.

Allows for different configurations of the short balusters between the top and the mid-rail.



SERIES 275

A sleek cable look in the Series 200 design

Combines the flat top rail of Series 200 with horizontal stainless steel cable.

Pre-drilled 3" aluminum posts available for both Line and Corner applications

SERIES 225

Rail Kit

- Used in Conjunction with a Compatible Series 200 Rail Kit

Infill Options

- Series 225 Kit Available in Four Different Configurations A, B, C or D
- Series 225 Kit Includes:
 - Mid-Rail
 - Mid-Rail Mounting Brackets
 - Mounting Hardware
 - Exact Count of Long and Short Balusters Based on Configuration
- 3/4" Round or Square Baluster
- Cut to Length for 36" or 42" Installed Rail Height


Configurations



Style A



Style B



Style C



Style D

Style Options



Level



Fixed Stair
Accommodates 32 to 36 degrees

Style	Length				Height		Baluster Style		Configuration			
	4'	6'	8'	10'	36"	42"	Square	Round	A	B	C	D
Level	•	•	•	•	•	•	•	•	•	•	•	•
Fixed Stair	•	•	•		•	•	•	•	•	•	•	•

SERIES 275

Rail Kit

- Flat Top Rail with Stabilizer Baluster Connector Attached
- Bottom Rail with Stabilizer Baluster Connector Attached
- Pre-Drilled Stabilizer Baluster
- Top and Bottom Rail Mounting Brackets
- Support Block Material
- Mounting Hardware



Infill Options

- 1/8" Braided 316 Stainless Steel Cable with 2-3/4" pre-swaged threaded stud and mounting hardware.
- Terminating fittings, for both Line and Corner run applications, packaged separately.



Corner Fitting




Line Fitting

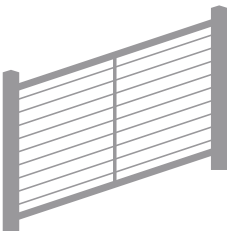
Post Options

- Line Posts pre-drilled on opposing sides for cable runs.
- Corner Posts pre-drilled on opposing sides for cable runs and threaded on middle side for corner fitting.

Style Options



Level



Fixed Stair
Accommodates 32 to 36 degrees

Rail Style	Length				Height		Cable Length				Post Style	Height	
	4'	6'	8'	10'	36"	42"	10'	20'	30'	50'		38"	44"
Level	•	•	•	•	•	•	•	•	•	•	Line	•	•
Fixed Stair	•	•	•		•	•					Corner	•	•



SERIES 300

Tension fit baluster connection ideal for commercial-grade projects.

Square balusters snap into top and bottom rail for a solid tension fit.

Traditional “breadloaf” shaped top rail design provides a more robust aesthetic than other metal rail systems.

Speed of assembly, the ease of stair angle accommodation and the unprecedented strength make the Series 300 the perfect rail for both commercial and residential projects.

NEW PRODUCT **Tension Fit Balusters**

Rail internal fins provide tension against the baluster.



SERIES 300

Rail Kit

- Breadloaf Top Rail
- Bottom Rail
- Top and Bottom Mounting Brackets
- Support Block Material
- Mounting Hardware



Infill Options

- 3/4" Square Baluster
- Cut to Length for 36" or 42" Installed Rail Height
- Packaged in Exact Counts for Each Rail Length



Style Options



Level



Stair

Pivoting balusters and brackets accommodate 0 to 40 degrees

Style	Length				Height		Baluster Style	
	4'	6'	8'	10'	36"	42"	Square	Round
Level	•	•	•	•	•	•	•	
Stair	•	•	•		•	•	•	





BRACKETRY

For your unique outdoor space, Aluminum AFCO-Rail has unique Bracket solutions.

Beyond standard configurations, Aluminum AFCO-Rail offers pre-cut angled brackets in common mounting angles, as well as the 4" Site Cut Bracket and Horizontal Angle Pivots for more unique needs.

Round Column Bracket Adapters allow you to attach any Aluminum AFCO-Rail Series to common-sized AFCO Round Fluted Aluminum Columns or AFCO Pro-Cast Round Smooth Tapered Fiberglass Columns.

NEW PRODUCT Horizontal Angle Pivot

The simple solution to unique or unknown level rail installation angles is the new Horizontal Angle Pivot. Provides a range of motion up to 45 degrees while mounting on a 3" Post.



SERIES 100 / 125 / 300

Level Brackets

Level



22.5° and 45°*



Horizontal Pivot 0° - 45°



Stair Brackets

Fixed 32° - 36°



Adjustable 0° - 40°



Wall Return Brackets



Site Cut Bracket*



SERIES 200 / 225

Level Brackets

Level



22.5° and 45°**



Level Brackets

Level



Stair Brackets

Fixed 32° - 36°



Site Cut Bracket**



COLUMN

Round Column Bracket Adaptors

Smooth Fiberglass
8" and 10"

Fluted Aluminum
6", 8" and 10"



* 45-Degree bracket will require 4" Post or wider. Depending on field cut angle, the Site Cut Bracket may require a 4" Post or wider.

** Series 200 22.5 and 45-Degree brackets will require 4" Post or wider.



POSTS

With various aesthetic styles and mounting configurations, Aluminum AFCO-Rail Posts are the definition of Structure & Style.

Post-to-Post products offer a traditional style in which the top rail runs directly into the face of the post.

Over-the-Post products feature top rail bracketry mounted to the top of the post, giving the appearance of a continuous top rail run.

All Aluminum AFCO-Rail posts are surface mounting; either on the flooring surface, or, with the Fascia Mount Post, on the outer face of the deck or porch.

The 6" Newell Post can give your outdoor space a more grand appearance. It can either sleeve over a 4" X 4" wood post or be surface mounted using AFCO's uniquely designed brackets.

NEW PRODUCT **4" Aluminum** **Post Sleeve**

Designed to slide over a nominal 4" X 4" structural wood post and maintain the Aluminum AFCO-Rail aesthetic.



POST-TO-POST INSTALLATION

Surface Mount



Post Width	Post Style	Post Height						Optional Post Mount Plate
		38"	40"	44"	46"	54"	108"	
3"	Surface Mount	•		•		•		•
	Ramp	•		•				•
	Fascia Mount	•		•				•
	Wall Plate	•		•				•
	Cable Line	•		•				•
	Cable Corner	•		•				•
4"	Surface Mount	•		•		•	•	•
	Sleeve			•				
6"	Newel Post		•		•			

Fascia Mount



AFco-Tool

- Makes an easy installation even easier.
- This optional tool overlaps both the 3" and 4" Posts.
- Provides pre-drill positioning for all pre-cut bracket configurations.
- Works with all Aluminum AFco-Rail Series.



Optional Post Mount Plate

For use under decking structure for through-bolt post installations

OVER-THE-POST INSTALLATION

Surface Mount



Fascia Mount



Post Width	Rail Height	Surface Mount					Fascia Mount		Optional Post Mount Plate
		Line	90°	45°	End	Fixed Stair	Line	Fixed Stair	
1-7/8"	36"	•	•	•	•	•	•	•	•
3"	42"	•	•	•	•				•



GATES

For secure access onto your deck, Aluminum AFco-Rail has a gate to fit any requirement



Fixed Gate

Our all-aluminum, welded fixed gate comes pre-assembled in common gate sizes.



Adjustable Gate

Do you require a custom width? Pair this kit with a section of Series 100, 125 or 300 level rail.

Baluster Style	Nominal Gate Size (Width x Height)			
	36" x 36"	36" x 42"	42" x 36"	42" x 42"
Round	•	•	•	•
Square	•	•	•	•

ALSO AVAILABLE Optional Accessories

- Spring-loaded, self-closing hinges
- Keyed gate latch
- Top pull safety latch (not shown)





AFCO-RAIL BALUSTERS

AFCO-Rail Balusters provide appeal and durability to your mixed-material rail designs.

Balusters

- Available in 3/4" Round or Square
- Black Tex, Brown Tex or Bronze Tex finish



Round Baluster Connector



Level

Stair

Square Baluster Connector



Level

Stair

Baluster Style	Baluster Length		Baluster Connectors	
	26"	32"	Level	Stair
Round	•	•	•	•
Square	•	•	•	•

QuickTrac:

This exclusive mounting strip saves time two ways:

- Faster installation – pre-drilled for code compliant baluster spacing, there's no need to measure and mark every baluster position
- QuickTrac edge creates a clean cut line when staining or sealing wood rails, rather than having to get in between each baluster



QuickTrac Rail Style	Rail Length		Rail Height & Length			
	72"	96"	36" x 72"	42" x 72"	36" x 96"	42" x 96"
Level	•	•				
Stair			•	•	•	•



VINYL AFCO-RAIL



Your home's front porch is its greeting. It's where you sit with your family and wave to the neighbors passing by. It's where you greet visitors and give your goodbyes when they depart. Nothing speaks to the hospitality of your home like your front porch.

You want your home's front porch to convey the warmest of welcomes. The traditional aesthetic *Style* of the Vinyl AFCO-Rail system can help create your home's warm greetings while providing the strength in *Structure* to ensure that all who visit are protected.

Vinyl AFCO-Rail is available in several sizes and styles to suit your front porch's specific requirements, and in a traditional White finish which calls to the classic elements of a home's greeting.

Come right in. We're glad to have you.





VINYL AFECO-RAIL

Maintenance-free vinyl offers value
in traditional handrail styles.

Classic "Breadloaf" Top Rail Design

Unique Pultruded Fiberglass Top Rail Structural Insert does not require a metal cutting blade to trim the product in the field nor will it rust over time like other structural inserts.

Collar Style Brackets provide easy, forgiving rail installation.

Snap-in Balusters makes rail panel assembly a breeze.

RAIL


Rail Kit


- Breadloaf Top Rail
- Bottom Rail
- Top and Bottom Mounting Brackets
- Support Block Material
- Mounting Hardware

Infill Options

- Square Baluster
- Cut to Length for 36" or 42" Installed Rail Height
- Packaged in Exact Counts with each Rail Kit

Style Options

**Level**

**Stair**

Accommodates 0 to 36 degrees, includes rails, balusters and brackets

Style	Rail Height	Rail Lengths		
	Baluster Style	6'	8'	10'
Level	36" Square	•	•	•
	42" Square	•	•	•
Stair	36" Square	•	•	
	42" Square			

POSTS



Post Width	Post Style	Post Height		
		38"	44"	108"
4"	Surface Mount	•	•	
	Colonial			•
5"	Colonial			•

Surface Mount Post includes structural Aluminum Insert, Vinyl Square Post Sleeve, Post Cap and Post Base Trim

Colonial Post includes structural Aluminum Insert and Vinyl Colonial Post Sleeve. Optional Cap and Base Trim Set available.

Post Width	Post Style	Post Height		
		38"	44"	108"
4"	Post Sleeve		•	•
	Post Wrap			•
6"	Post Wrap			•

Post Sleeve includes structural Vinyl Square Post Sleeve, Cap and Post Base Trim

Post Wrap includes four Vinyl Post Wrap sides, to snap around nominal wood square post of noted width, and Cap and Base Trim Set.

BRACKETRY

Level Brackets

Level





Top

Bottom

Stair Brackets

0° – 36°





Top

Bottom

Column

Smooth Fiberglass

Fluted Aluminum



Top

Top

Rail Style	Bracket Kit	Round Smooth Fiberglass Column Bracket Kit	Bracket Adapters		
			Round Aluminum Column 6"	Fluted Aluminum Column 8"	10"
Level	•	•	•	•	•
Stair	•				

GATES



Optional Accessories

- Spring-loaded, self-closing hinges
- Keyed gate latch
- Top pull safety latch

Baluster Style	Gate Size (Width x Height)		
	36" x 36"	36" x 42"	42" x 42"
Square	•	•	•



ADA-COMPLIANT HANDRAIL

A secure grasp for any walkway.

1-1/2" extruded aluminum tubular secondary handrail

Meets Type I Graspability requirements.

Runs parallel to any AFco-Rail system.

Various components to meet any mounting configuration need.

Internal connector joins components together.

Available in all seven Aluminum AFco-Rail finishes.

Handrail



Level Rail

Lengths

6' 8' 10'

Mounting Brackets



ADA Bracket

ADA Bracket On-Center Spacing

2-1/4" 2-1/2" 3"



Inside Corner Bracket
(2-1/2" Spacing Only)

Elbows



5° Elbow



32° Elbow



90° Elbow

Elbow Angles

5° 30° 32° 34° 38° 90°

Additional Components



Plug



Rail
Connector



Return



D-Loop



DECK POST WRAP

Aesthetically coordinates the support posts under your deck with the railing on top of it.

Similar to AFCO Aluminum Columns, Deck Post Wraps use extruded aluminum interlocking panels to wrap the structural posts under your deck.

Includes a split cap and base trim for a finished look.

Available in all seven Aluminum AFCO-Rail finishes.

Deck Post Wrap Nominal Width	Length				Support Wrapping*	
	8'	9'	10'	12'	Largest Round Support	Largest Square Support
6"	•	•	•	•	5"	4-1/2"
8"	•	•	•	•	6"	5-1/2"

*The largest size of existing support post that the Deck Post Wrap will wrap around.



Before



After



One of the most respected names in the building materials industry since 1946, AFCO Industries operates four US manufacturing facilities specializing in Aluminum, Fiberglass and Vinyl production. AFCO, a 100% Employee-Owned ESOP corporation, is the only vertically integrated manufacturer of Aluminum and Fiberglass Columns and Railing systems in the country, as well as being an OEM producer. Trust AFCO's 70 years of American manufacturing experience for your project's column and railing needs.



 afcocolumnsandrailings.com

 [@afcocolsrails](https://www.instagram.com/afcocolsrails)

 [pinterest.com/AFCOColsRails](https://www.pinterest.com/AFCOColsRails)

 [fb.com/AFCOColsRails](https://www.facebook.com/AFCOColsRails)

 [@AFCOColsrails](https://twitter.com/AFCOColsrails)

**PROUDLY
AMERICAN
★ MADE ★**

VER.0220