




ATLANTIS®

RAIL SYSTEMS

VOL.13



RAILEASY™

SUNRAIL™

HANDISWAGE™

NOVA II

Spectrum
Railing System

Contact Information

ISO
9001:2015
Certified

Atlantis has implemented
a Quality Management
System in accordance
with ISO 9001:2015.

Telephone
(508) 732-9191

Toll Free
(800) 541-6829

Fax
(508) 732-9798

Web Address
www.atlantisrail.com

Email
info@atlantisrail.com

Mail
Atlantis Rail Systems
70 Armstrong Road
Plymouth, MA 02360

3900 Civic Center Drive
N. Las Vegas, NV 89030



Logos, icons, images, measurements
and descriptions are the sole property
of Atlantis Rail Systems.

© 2020 Atlantis Rail Systems

Stainless steel products cannot be regarded as completely maintenance free. Low maintenance depends largely on the care given during the first year.

JANUARY 2020

Table of Contents

COMING SOON.....	2
RAILEASY™ SYSTEMS.....	3
RAILEASY™ HARDWARE.....	6
SPECTRUM SYSTEM.....	15
NOVA II SYSTEM.....	19
HANDISWAGE™ SYSTEM.....	22
HANDISWAGE™ HARDWARE.....	23
SUNRAIL™ SYSTEMS.....	27
MICRO STAR™ LED LIGHTING.....	32
GLASS SYSTEMS.....	36
RAIL CARE GUIDE.....	38
RAILEASY™ DEALER PROGRAM.....	40
CABLE RAILING BASICS.....	41
MEASURING GUIDE.....	42
STOCK POST REFERENCE SHEET.....	43
INDEX.....	44
COMPANY BACKGROUND.....	Inside Back Cover

RAILEASY™ Pg. 3



RailEasy™ Systems 3-5

Overview.....	3
RailEasy™ Nautilus.....	4
RailEasy™ Cable Railing.....	5

RailEasy™ Hardware..... 6-14

RailEasy™ Tensioner.....	6
RailEasy™ Swivel End.....	6
RailEasy™ Lag Stud.....	7
RailEasy™ Stud Assembly.....	7
RailEasy™ Cable Sleeves.....	7
RailEasy™ Flush Fitting.....	7
RailEasy™ Product.....	8-14, 37

SPECTRUM Pg. 15



Spectrum System 15-18

Overview.....	15
Color Selection.....	15
Cable Infill Option.....	15
Post Kits and Stabilizer Kits.....	16
Accessories.....	17
Glass Infill Option.....	18

NOVA II SYSTEM Pg. 19



NOVA II System..... 19-21

Overview.....	19
Rail and Post Kits.....	20
Options and Accessories.....	21

HANDISWAGE™ Pg. 22



HandiSwage™ System 22

Overview.....	22
HandiSwage™ Hardware.....	23-26

SUNRAIL™ Pg. 27



SunRail™ Systems..... 27-30

Overview.....	27
Residential.....	28
Commercial.....	29
Custom.....	30
ADA Compliant.....	30

LATITUDE Pg. 31



SunRail™ Latitude 31

Overview.....	31
Cable Railing Infill.....	31
Latitude Post Kits.....	31



LED LIGHTING (Pg. 32)

The Micro Star™ series is a functional and creative lighting alternative for many indoor or outdoor railing applications.



GLASS SYSTEMS (Pg. 36)

The glass systems feature multiple glass clamp styles to fit a variety of posts and rails.

New Products Coming Soon!

SPECTRUM GATE

36" width Stock Spectrum Gates will soon be available in 36" and 42" heights. With a new mounting method and no requirement for an additional end post, the new gates will be ready to ship with cable pre-installed. Custom gate widths and double gates will also be available.



Spectrum
Railing System

SPECTRUM TOP RAIL

Our new Spectrum top rail is heavy gauge aluminum with 2604 powder coat to match current Spectrum colors and texture. This top rail will mount with standard screws and fittings to accommodate corners, stairs and mending between sections.



Spectrum
Railing System



NOVA II




Spectrum
Railing System

NOVA II & SPECTRUM STOCK ADA PRODUCTS


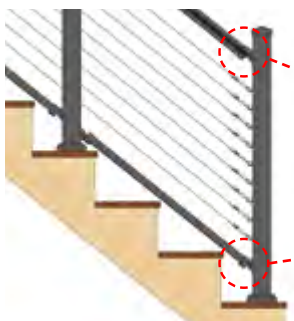
Our new NOVA II and Spectrum stock ADA hand rails will streamline adding ADA compliance to either system in residential or commercial applications. Additional brackets will allow you to add matching hand rails to walls or 4 x 4 wood posts.

NOVA II HINGED FITTINGS FOR STAIRS AND ANGLES

NOVA II can accommodate virtually any angle with these new universal rail hinge fittings for stairs and angles. Available in black, bronze and white.



NOVA II



HANDISWAGE™



E0115-H600

BENCH SWAGE

Now this is exciting! HandiSwage™ installs in ½ the time required than with our current hand held swager. This new bench swager makes hand swaging a breeze and offers the convenience of one hand operation. Added leverage creates a cleaner and faster swage for superior results.

SEND US PHOTOS FROM YOUR LATEST ATLANTIS RAIL PROJECT FOR A CHANCE TO WIN UP TO \$750!



PHOTO CONTEST

Winners announced twice a year.

1st place \$750

2nd place \$500

3rd place \$250

HOW TO ENTER: Email your contact information (name/company name, address, phone number, email address) along with your photo entry to: carey@atlantisrail.com.

**ALL ENTRIES
RECEIVE A FREE
RAIL CARE KIT!***

* Limit one free Rail Care Kit per person per project.

See www.atlantisrail.com for additional info.




RAILEASY™

A Revolutionary Approach to the Conventional

Atlantis Rails' RailEasy™ Systems offer a revolutionary approach to conventional railing systems. This innovative collection of low maintenance railings offers unobstructed views and is capable of fitting any indoor or outdoor design. Enjoy the streamlined look of our unique RailEasy™ models with infill options of cable railing and glass panels. We invite you to discover the beauty and durability of stainless steel railing systems.



Visit the **Atlantis Rail website** for complete installation instructions, as well as, a comprehensive gallery of RailEasy™ application photos.



RailEasy™ Systems..... 3-5
RailEasy™ Nautilus.....4
RailEasy™ Cable Railing.....5

RailEasy™ Hardware.....6-14



RailEasy™ Nautilus (Optional Bottom Rail)

COST: \$ \$ \$ \$

PRODUCT INFORMATION

Straight Sections

Atlantis Rail offers standard rail heights of 36" or 42" for straight sections.

Stair Sections

Rail height for stair sections are available in 36" only.

Note: Railing heights are offered in these dimensions due to nationwide building codes. However, Atlantis Rail Systems can supply custom heights/lengths upon request.

Between Posts Length

Atlantis Rail Systems recommends staying within 4' section lengths to maintain structural integrity. If section lengths exceed 4', Atlantis Rail offers a Mid Post Kit to minimize cable deflection (see pg. 13).

Cable Spacing

Atlantis Rail Systems recommends spacing cables 3" on-center to comply with nationwide building codes.

Optional Components

Vinyl Post Components - White vinyl sleeves, fitting over a 4"x4" post, are available in lengths of 48". Cut post sleeves to appropriate application height. Colonial style white vinyl post cap and base are also available as railing add-ons (see pg. 12).

Micro Star™ Lighting - Micro Star™ LED Lights can be integrated into the top rail for subtle illumination. Also, the Micro Star™ LED Post Cap fits over standard 4"x4" vinyl sleeves and provides sufficient lighting for stairs and walkways (see pg. 33).

FEATURES & BENEFITS

The RailEasy™ Nautilus System combines the modern look of stainless steel cable and tensioners with the low maintenance quality of highly polished or brushed tubing and optional vinyl post components.

Marine Grade Stainless Steel

The RailEasy™ Nautilus is made from the extremely corrosion resistant type 316L stainless steel to add years of long term value and enjoyment.

Ease of Installation

Cable assemblies are connected in the field utilizing patented RailEasy™ Tensioners, which are installed using simple hand tools.


Streamlined

Horizontal cable infill provides unobstructed views, while allowing ventilation.

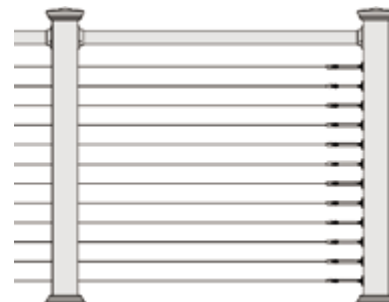
Versatility

The RailEasy™ Nautilus System is offered in a highly polished or brushed finish to blend with every environment.

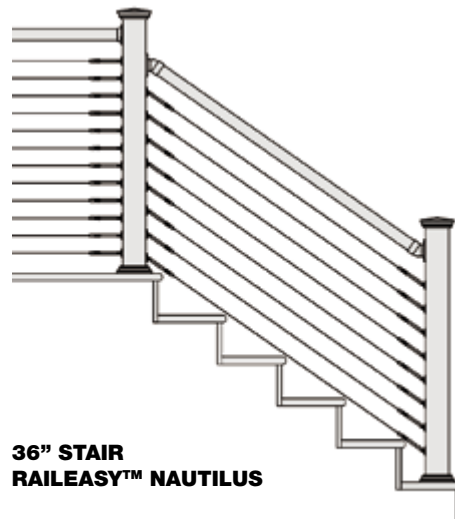
SPECIFICATIONS



36" RAILEASY™ NAUTILUS



42" RAILEASY™ NAUTILUS



36" STAIR
RAILEASY™ NAUTILUS



RailEasy™ Cable Railing (Cable & Tensioners ONLY) COST: (\$ (\$ (\$ (\$

PRODUCT INFORMATION

Straight Sections

Atlantis Rail offers standard railing heights of 36" or 42" for straight sections.

Stair Sections

Rail height for stair sections are available in 36" only.

Note: Railing heights are offered in these dimensions due to nationwide building codes. However, Atlantis Rail Systems can supply custom heights/lengths upon request.

Between Posts Length

Atlantis Rail Systems recommends staying within 4' section lengths to maintain structural integrity. If section lengths exceed 4', Atlantis Rail offers a Cable Stabilizer Kit to minimize cable deflection (see pgs. 12-14).

Cable Spacing


Atlantis Rail Systems recommends spacing cables 3" on-center to comply with nationwide building codes.

Optional Components

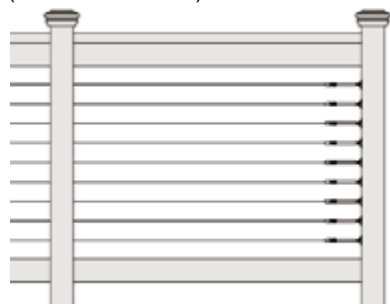
Vinyl Post Components - White vinyl sleeves, fitting over a 4"x 4" post, are available in lengths of 48". Cut post sleeves to appropriate application height. Colonial style white vinyl post cap and base are also available as railing add-ons (see pg. 12).

Micro Star™ Lighting - The Micro Star™ LED Post Cap fits over standard 4"x 4" vinyl sleeves and provides sufficient lighting for stairs and walkways (see pg. 33).

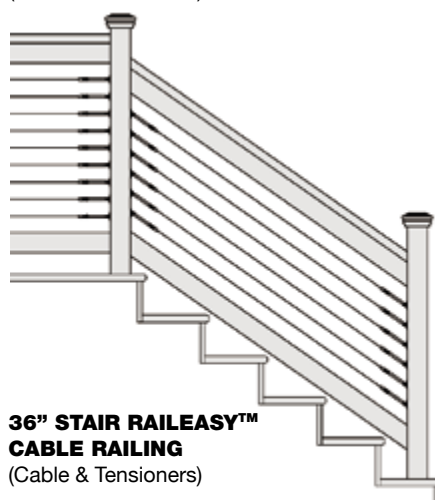
SPECIFICATIONS



36" RILEASY™ CABLE RAILING
(Cable & Tensioners)



42" RILEASY™ CABLE RAILING
(Cable & Tensioners)



36" STAIR RILEASY™ CABLE RAILING
(Cable & Tensioners)

FEATURES & BENEFITS

The RailEasy™ Cable Railing System combines the natural beauty of wood with the streamlined look of patented RailEasy™ Tensioners and cable.

Marine Grade Stainless Steel

RailEasy™ hardware is made from the extremely corrosion resistant type 316L stainless steel and factory electro-polished to add years of long term value and enjoyment.

Ease of Installation

Cable assemblies are connected in the field utilizing patented RailEasy™ Tensioners, which are installed using simple hand tools.

Streamlined

Horizontal cable infill provides unobstructed views, while allowing ventilation.

Cost Efficient

The RailEasy™ Cable Railing is an affordable approach to having a contemporary look.

Featured Hardware

RAILEASY™ FEATURES & BENEFITS

- Easy surface mount system for predictable install
- 316L stainless steel & factory electro-polished
- Patented technology with multiple uses
- 45 degree swivel action self adjusts for stairs & angles
- Cut in field = easy install
- A condensed low profile for a clean look
- Use with all wood, composite & vinyl
- Standard insulators for aluminum post
- Redundant fastening ensures less post stress & no pullout

ALL CABLE ASSEMBLIES REQUIRE A TENSIONING DEVICE AT ONE END



RailEasy™ Tensioner Components

- | | | | |
|-------------------|------------------|-----------|------------------|
| 1. Mounting Base | 3. Lock Nut | 5. Spacer | 7. Receiver Cone |
| 2. Tensioner Body | 4. Threaded Stud | 6. Wedge | |

Curved base also available.



Mounting Base Detail

Each base is slotted to achieve angles up to 45 degrees on stair and angled rails.

Step 1



Fully seat wire rope.

Step 2




Tighten cone onto receiver.

Step 3



Rotate body to tension.




Proper Tensioning Sequence

Follow the recommended tensioning sequence to the left to ensure proper installation and to achieve optimal results.



Do not use two RailEasy™ Swivel Ends on any given cable run. They simply hold the cable and have no tensioning capabilities.

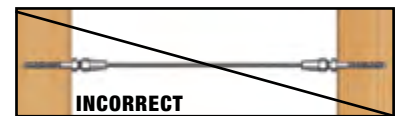
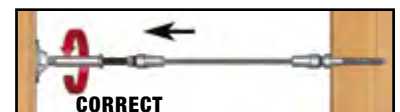


RailEasy™ Swivel Ends



RAILEASY™ LAG STUD

The RailEasy™ Lag Stud is designed for use in short runs and must always be used with a RailEasy™ tensioning device at the opposite end of the cable run for tensioning capabilities. These fittings are made from marine grade stainless steel and are available in right hand and left hand thread 2 packs. The compression fitting holds the cable using simple hand tools. Holes must be pre-drilled before installing RailEasy™ Lag Studs.



RAILEASY™ STUD ASSEMBLY


The RailEasy™ Stud Assembly is used for cable railing applications where a “through-post” look is desired. It is made from grade 316L stainless steel and has a compression fitting for quick and easy installation. The assembly is used on straight and angled runs (Stair Spacers are available for angles upon request) by drilling through the post and fixing it to the back side. Tighten the hex nut to tension and cut off the excess thread to fit the acorn nut. Stainless steel and HandiSwage™ Cover Nut Sets are available (pg. 26).



Tighten nut to tension


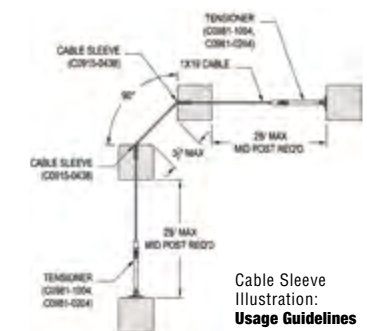


Cut thread leaving 1/4” and install acorn nut




RAILEASY™ CABLE SLEEVES

The RailEasy™ Cable Sleeve is designed to protect wood posts from chafing and incidental damage from the cables rubbing around the outside of your mid post cable holes. It can also be used to accommodate angles up to 90 degrees and stairways coming off a straight run (see cable sleeve illustration). The cable sleeves are available with a countersunk or flush face. To install, drill a 1/4” hole and tap in the cable sleeve for a snug fit.



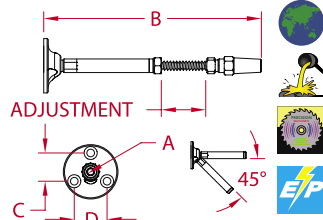
RAILEASY™ FLUSH FITTING

The RailEasy™ Flush Fitting is perfect for architectural cable railing applications where “through post” hardware is desired. These fittings feature a self-locking mechanism that holds the cable in place. The RailEasy™ Flush Fitting is a fixed termination point and must be used in conjunction with a RailEasy™ tensioning device at the opposite end of each cable run. Affix a Deluxe or HandiSwage™ Cover Nut Set (sold separately) to the end for a finished look.



RAILEASY™ TENSIONER - FLAT

316L STAINLESS STEEL



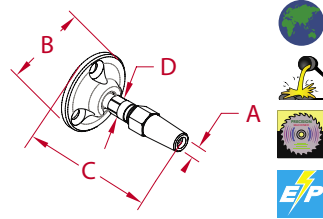
ITEM	A	B	C	D	ADJ	FAST	QTY	WT
	(cable)							(lb)
2 PACK C0981-0204	5/32"	5.40"	0.78"	0.90"	1.35"	#8	2	0.42
10 PACK C0981-1004	5/32"	5.40"	0.78"	0.90"	1.35"	#8	10	1.96
SINGLE - 3/16" ONLY S0981-0005	3/16"	5.90"	0.78"	0.90"	1.35"	#8	1	0.20

NOTE: Patented tensioner is used for cable railing applications. Patented slotted base allows for angles up to 45 degrees and is used at either end of cable runs. Patented compression fitting allows for tensioning with simple hand tools. Flat base can be fixed on any level surface at any orientation and stays fixed while allowing the body to rotate during tensioning of cable.



RAILEASY™ SWIVEL END-FLAT

316L STAINLESS STEEL



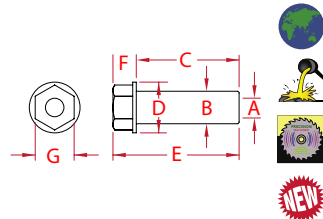
ITEM	A	B	C	D	FAST	QTY	WT
	(cable)						(lb)
2 PACK C0981-S024	5/32"	1.50"	2.26"	0.31"	#8	2	0.31
10 PACK C0981-S104	5/32"	1.50"	2.26"	0.31"	#8	10	1.43

NOTE: Patented swivel end is used for cable railing applications. Swivel end is used in conjunction with RailEasy™ Tensioner in order to tension cable. Patented slotted base allows for angles up to 45 degrees and is surface mounted with three #8, 1-1/2" stainless steel screws.



RAILEASY™ FLUSH FITTING

316L STAINLESS STEEL

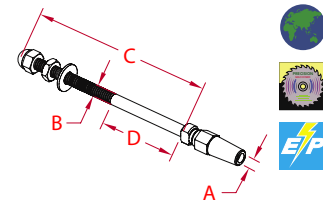


ITEM	A	B	C	D	E	F	G	QTY	WT
	(cable)								(lb)
C0981-P004-2	5/32"	0.37"	1.16"	0.57"	1.42"	0.26"	0.44"	2	0.06

NOTE: The RailEasy™ Flush Fitting is perfect for architectural cable railing applications where "through post" hardware is desired for minimal obstruction. Self-locking mechanism holds cable in place. A tensioning device must be used at the opposite end of the cable run. Affix a Deluxe or HandiSwage™ Cover Nut Set (sold separately) to the end for a finished look.

RAILEASY™ STUD ASSEMBLY

316L STAINLESS STEEL



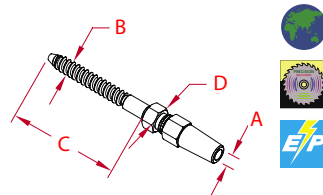
ITEM	A	B	C	D	QTY	WT
	(cable)					(lb)
2 PACK C0980-0004-2	5/32"	1/4"-28	4.50"	1.50"	2	0.25
SINGLE - 3/16" ONLY S0980-0005	3/16"	1/4"-28	4.50"	1.50"	1	0.16

NOTE: Patented tensioner is used for cable railing applications. Assembly is used on straight and angled (Stair Spacers are available for angles, see pg. 25) runs by drilling through the post and fixing it to the back side. Tighten lock nut to tension and cut off excess thread to fit acorn nut.



RAILEASY™ LAG STUD

316L STAINLESS STEEL



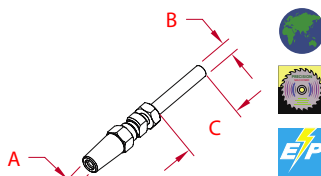
ITEM	A	B	C	D	THREAD	QTY	WT
	(cable)						(lb)
2 PACK C0980-R004-2	5/32"	0.28"	2.25"	0.44"	Right Hand	2	0.17
C0980-L004-2	5/32"	0.28"	2.25"	0.44"	Left Hand	2	0.17

NOTE: Patented lag stud is used for cable railing applications. Stud is used on straight run with a RailEasy™ Tensioner to ensure cable tautness. Installation involves pre-drilling of posts and requires only simple hand tools.



RAILEASY™ STUD

316L STAINLESS STEEL



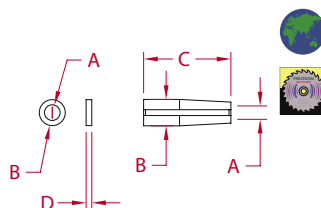
ITEM	A	B	C	WT
	(cable)			(lb)
S0980-0003	5/32"	1/4"-28	1.75"	0.07

NOTE:
Patented tensioner stud is used on one side of a cable railing application. A RailEasy™ Tensioner is needed at the other side for tensioning capabilities. Stud is UNF threaded. Can be used with stainless steel or plastic cover nut sets (see pg. 26).



RAILEASY™ WEDGES - 10 PACK

316 STAINLESS STEEL



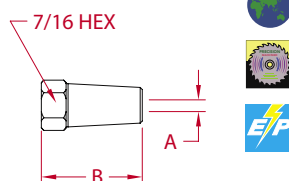
ITEM	A	B	C	D	QUANTITY	WT
						(lb)
WEDGES - 10 PACK						
S0980-0001	5/32"	0.28"	0.85"	0.06"	10	0.02

NOTE:
Includes 10 spacers and 10 wedges. Components are located in the cone of each tensioner. Weight listed above is for complete 10 pack.



RAILEASY™ CONES - 4 PACK

316L STAINLESS STEEL



ITEM	A	B	QUANTITY	WT
				(lb)
CONES - 4 PACK				
S0980-0002	0.22"	1.11"	4	0.08

NOTE:
Tensioner cone is where the spacer and wedge are housed. 4 Pack does not include spacers and wedges. Weight listed above is for complete 4 pack.



RAILEASY™ CABLE SLEEVES

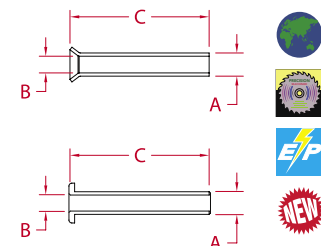
316L STAINLESS STEEL



C0915-0438



C0915-0438-F




ITEM	A	B	C	QTY.	WT
					(lb)
10 PACK					
C0915-0438	0.25"	0.19"	1.50"	10	0.09
C0915-0438-F	0.25"	0.19"	1.50"	10	0.11

NOTE:
The RailEasy™ Cable Sleeve is designed to protect your wood posts from chafing and incidental damage from cable rubbing around the outside of your mid post cable holes. It can also be used to accommodate angles up to 90 degrees and stairways coming off a straight run.

Beveled cable sleeve not recommended for installs using vinyl or composite sleeves over 4 x 4 posts. Flat cable sleeve renders superior fit for sleeved products.

RAILEASY™ CABLE


316L STAINLESS STEEL



ITEM	SIZE	SPOOL	WT
			(lb)
C0978-4025	5/32"	25'	1.44
C0978-4100	5/32"	100'	6.84
C0978-4500	5/32"	500'	32.62
S0701-0005	3/16"	CUTS	8.00*

NOTE:
1X19 wire is left hand lay. Weight for part numbers C0978-4100 and C0978-4500, includes reel. Use E0111-WR06 Cable Cutter for 3/16" cable.
* = Weight per 100' in pounds, without reel.

RAILEASY™ CABLE CUTTER



ITEM	WT
	(lb)
C0989-00HD	0.75



NOTE:
Hardened heat treated blades cut 5/32" cable for railing systems cleanly and quickly for an easy installation.

HEAVY DUTY CABLE CUTTER



ITEM	SIZE	CUTS TO	WT
	(length)		(lb)
E0111-WR06	14"	3/16"	2.10
E0111-WR10	24"	1/4"	5.25


NOTE:
Blades cut cable for railing systems cleanly and quickly for an easy installation. Longer handles provide more leverage for cutting cable.

RAILEASY™ INSTALLATION TOOLS



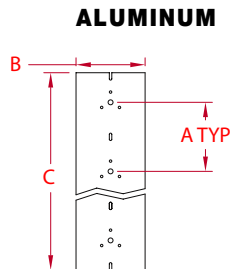
ITEM	WT
	(lb)
C0988-0000	0.37

NOTE:
Kit includes: 5/16", 3/8" & 7/16" open wrenches, 7/32" & 1/8" drill bits and (2) square head driver bits. Installation tools are used on railing systems where RailEasy™ Tensioners are utilized.



C0988-4000-2 - CABLE LACING NEEDLE (2 PACK)
Use with 1/8" and 5/32" cable. Lacing needle helps guide cable through post holes without snagging to make for a quick and easy cable railing installation.

RAILEASY™ DRILLING TEMPLATE



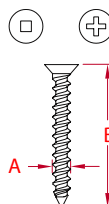
ITEM	A	B	C	WT
				(lb)
C0988-1000	3.00"	3.50"	24.00"	0.19

NOTE:
Drilling template allows for easy installation of RailEasy™ cable railing systems. Cable runs are spaced 3" on-center for either a 36" or 42" height railing system. Hole pattern designed specifically for mounting tensioners on end/ corner posts and for drilling "through-holes" in mid posts.



RAIL WOOD SCREW

316L STAINLESS STEEL



ITEM	SIZE	A	B	TYPE	QTY.	WT
						(lb)
S0917-0538-10	#8	0.16"	1.50"	Square	10	0.06
S0914-0538-10	#8	0.16"	1.50"	Phillips	10	0.06
S0917-0638-8	#10	0.19"	1.50"	Square	8	0.07
S0914-0638-8	#10	0.19"	1.50"	Phillips	8	0.07
BULK - 1 LB						
S0914-0538-1LB	#8	0.16"	1.50"	Phillips	1 lb (160 pcs)	1.00
S0914-0638-1LB	#10	0.19"	1.50"	Phillips	1 lb (120 pcs)	1.00

NOTE:
Stainless steel screw with coarse thread is used for fastening into wood. The #8 screw is used for mounting the flat base RailEasy™ Tensioners and Swivel Ends. The #10 screw is used for mounting RailEasy™ Straight and Adjustable Sidemounts.

STAINLESS DRIVER BITS



ITEM	SIZE	LENGTH	QTY	WT
(lb)				
PHILLIPS - 410 STAINLESS STEEL				
E0101-PH02-C-2	#2	1" (25mm)	2	0.04
E0101-PH02-C-2	#2	2" (50mm)	2	0.06
E0101-PH03-C-2	#3	1" (25mm)	2	0.04
E0101-PH03-C-2	#3	2" (50mm)	2	0.07
SQUARE - 410 STAINLESS STEEL				
E0101-SL02-C-2	#2	2" (50mm)	2	0.06
NOTE: These driver bits are available in #2 or #3 sizes and 1" or 2" lengths. They are offered in a quantity of 2, however, bulk orders are available upon request. Using stainless driver bits prevents contamination of stainless screw heads. Using typical steel bits can cause stainless fasteners to stain if stripping occurs during installation.				

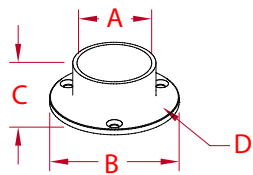
FASTENER LUBRICANT



ITEM	SIZE	WT
		(lb)
E0102-0000	2.5 oz	0.19
NOTE: This Fastener Lubricant contains beeswax. Apply a small amount of lubricant to any threaded surface to ease threading. It is very effective on wood screws to eliminate the stripping of screw heads and to speed up the installation process.		

RAILEASY™ STRAIGHT SIDEMOUNT

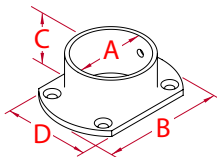
316L STAINLESS STEEL



ITEM	SIZE	A	B	C	D	FAST.	WT
							(lb)
POLISHED - 2 PACK							
C0975-0002	2"	2.02"	3.50"	1.23"	2.88"	#10	1.01
BRUSHED							
S0975-0000-B	2"	2.02"	3.50"	1.23"	2.88"	#10	0.40
NOTE: The outside dimension of the sidemount matches the width of a standard vinyl post, and is also suitable for other types of standard 4"x4" posts.							

RAILEASY™ STRAIGHT SIDEMOUNT OVAL

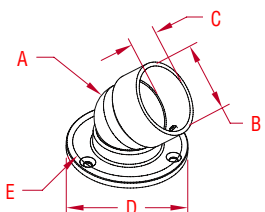
316L STAINLESS STEEL



ITEM	SIZE	A	B	C	D	FAST.	WT
							(lb)
POLISHED - OVAL 2 PACK							
C0975-0301-2	2"	2.00"	3.50"	1.23"	2.50"	#10	1.01
NOTE: The oval sidemount allows mounting of 2" stainless steel railing on post widths down to 3". A protecting gasket is available that allows side-mount to be used with various post material.							

RAILEASY™ ADJUSTABLE SIDEMOUNT

316L STAINLESS STEEL



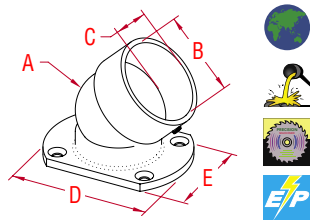
ITEM	SIZE	A	B	C	D	E	FAST.	WT
								(lb)
POLISHED - 2 PACK								
C0976-0002	2"	2.00"	2.01"	1.00"	3.50"	2.88"	#10	3.13
BRUSHED								
S0976-0000-B	2"	2.00"	2.01"	1.00"	3.50"	2.88"	#10	1.46
NOTE: Patented design can accept any angle up to 45 degrees in one of four directions, while keeping the perpendicular directions immovable. Tube is placed inside mount, therefore the ends can be cut on-site; no precision cutting is required. Set screws are included to lock tubing and to prevent turning. Fasteners are included in the 2 pack.								



RAILEASY™ ADJUSTABLE SIDEMOUNT




OVAL 316L STAINLESS STEEL



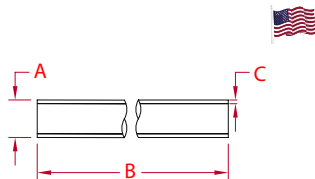
ITEM	SIZE	A	B	C	D	E	FAST.	WT
								(lb)
OVAL POLISHED - 2 PACK								
C0976-0301-2	2"	2.00"	2.01"	1.00"	3.50"	2.50"	#10	3.13
NOTE: Patented design can accept any angle up to 45 degrees in one of four directions, while keeping the perpendicular directions immovable. Tube is placed inside mount, therefore the ends can be cut on-site; no precision cutting is required. Set screws are included to lock tubing and to prevent turning. Fasteners are included in the 2 pack.								



RAILEASY™ TUBING




316L STAINLESS STEEL

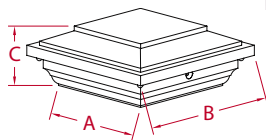


ITEM	SIZE	A	B	C	WT
					(lb)
POLISHED - BY THE FOOT					
S0900-0038	1-1/2"	1.50"	12.00"	0.062"	0.85
S0900-0050	2"	2.00"	12.00"	0.062"	1.34
BRUSHED - BY THE FOOT					
S0900-B038	1-1/2"	1.50"	12.00"	0.062"	0.85
S0900-B050	2"	2.00"	12.00"	0.062"	1.34
POLISHED - STANDARD LENGTHS					
C0973-0900	2"x 36"	2.00"	36.00"	0.062"	4.02
C0973-1200	2"x 48"	2.00"	48.00"	0.062"	5.36
NOTE: Stainless steel tubing is type 316L. Standard lengths of 3 feet, 4 feet and 5 feet are used as top and bottom rails for the RailEasy™ and SunRail™ systems. Tubing is available in a highly polished or brushed finish.					

RAILEASY™ COLONIAL POST CAP




VINYL

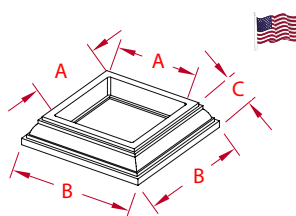


ITEM	A	B	C	WT
				(lb)
S0984-0000	4.03"	5.75"	2.13"	0.40
NOTE: Standard cap dimensioned to fit over RailEasy™ Sleeve. Post cap is constructed of durable white vinyl.				

RAILEASY™ COLONIAL POST BASE



VINYL

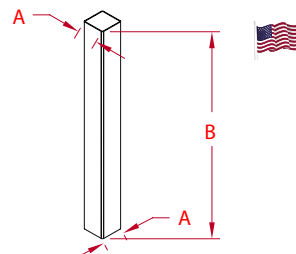


ITEM	A	B	C	WT
				(lb)
S0984-0001	4.03"	6.00"	1.42"	0.20
NOTE: Standard post skirt dimensioned to fit over RailEasy™ Sleeve. Post skirt is constructed of durable white vinyl. Always install the post skirt over sleeve at the base first before installing the railing sections.				

RAILEASY™ SLEEVE



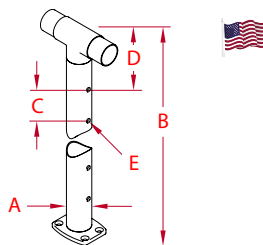
VINYL



ITEM	SIZE	A	B	I.D.	WT
					(lb)
S0983-1000	4"x 4"	4.00"	48.00"	3.84"	5.00
NOTE: Accent RailEasy™ Systems with vinyl post sleeves, designed to fit over 4"x4" wood posts. Wall thickness is approximately 1/8".					

RAILEASY™ MID POST KIT

316L STAINLESS STEEL



ITEM	A	B	C	D	E	WT
						(lb)
S0973-MP36	2"	36.00"	3.00"	5.00"	0.22"	6.25
S0973-MP42	2"	42.00"	3.00"	5.00"	0.22"	6.92

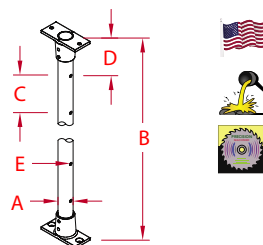
NOTE:

The Mid Post is designed specifically for use where post to post measurement spans over 4'. It enables you to adapt longer spans to code compliance by stabilizing the deflection of cable between posts. The mid posts are available in 36" or 42" stanchions pre-drilled to work with our standard 3" spacing. Apply a thin bead of Loctite 326 brand adhesive to the post base and rail tee when you are comfortable that the dry-fit sections are correct. The mid post should never be used in spans over 8'. Cable grommets are included.

SEE ADDITIONAL INFORMATION ON NEXT PAGE.

CABLE STABILIZER KIT

316L STAINLESS STEEL



ITEM	A	B	C	D	E	WT
						(lb)
S0950-0060	1"	42.00"	3.00"	3.00"	0.22"	2.90

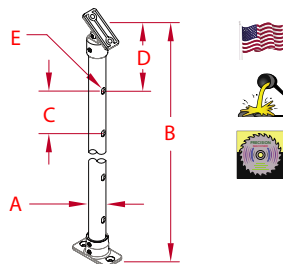
NOTE:

The Cable Stabilizer Kit is designed specifically for use where post to post measurement spans over 4'. It enables you to adapt longer spans to code compliance by stabilizing the deflection of cable between posts. Each kit comes with a 42" stanchion pre-drilled to work with our standard 3" spacing. In most cases, stanchions must be field cut at both ends for an accurate fit. The Cable Stabilizer Kit cannot be used to replace the use of substantial mid posts and should never be used in spans over 7'. Kit includes fasteners.

SEE ADDITIONAL INFORMATION ON NEXT PAGE.

CABLE STABILIZER STAIR KIT

316L STAINLESS STEEL



ITEM	A	B	C	D	E	WT
						(lb)
S0950-S060	1"	42.00"	3.00"	3.00"	0.44" x 0.27"	2.90

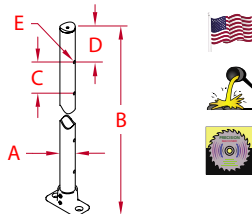
NOTE:

The Cable Stabilizer Stair Kit is designed specifically for stairs where post to post measurement spans over 4'. It enables you to adapt longer spans to code compliance by stabilizing the deflection of cable between posts. Each kit comes with a 42" stanchion pre-drilled to work with our standard 3" spacing. In most cases, stanchions must be field cut at both ends for an accurate fit. The Cable Stabilizer Stair Kit cannot be used to replace the use of substantial mid posts and should never be used in spans over 7'. Kit includes fasteners.

SEE ADDITIONAL INFORMATION ON NEXT PAGE.

CABLE STABILIZER KIT FOR 2" ROUND TUBING

316L STAINLESS STEEL



ITEM	A	B	C	D	E	WT
						(lb)
S0950-0061	1"	42.00"	3.00"	3.00"	0.22"	2.60

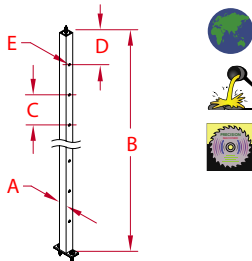
NOTE:

The Cable Stabilizer Kit is designed specifically for use where post to post measurement spans over 4'. It enables you to adapt longer spans to code compliance by stabilizing the deflection of cable between posts. Each kit comes with a 42" stanchion pre-drilled to work with our standard 3" spacing. In most cases, stanchions must be field cut at both ends for an accurate fit. The stabilizer kit cannot be used to replace the use of substantial mid posts and should never be used in spans over 7'. Kit includes fasteners.

SEE ADDITIONAL INFORMATION ON NEXT PAGE.

ALUMINUM CABLE STABILIZER KIT

ALUMINUM



ITEM	A	B	C	D	E	COLOR	WT
							(lb)
A0908-BK60	0.76"	42.00"	3.00"	3.00"	0.22"	Black	0.91
A0908-BZ60	0.76"	42.00"	3.00"	3.00"	0.22"	Bronze	0.91
A0908-MT60	0.76"	42.00"	3.00"	3.00"	0.22"	Metallic	0.91
A0908-WH60	0.76"	42.00"	3.00"	3.00"	0.22"	White	0.91
CABLE GROMMET* CABLE HOLE SIZE QUANTITY							
C0916-A003-25	1/8"			7/32"			25
C0916-0004-25	5/32"			7/32"			25

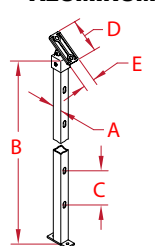
NOTE: SALT WATER RESTRICTIONS MAY APPLY. Stabilizer kit is designed specifically for use where post to post measurement spans over 4'. Each kit comes with a 42" stanchion, mounting hardware, 3" hole spacing and fasteners. Cut at both ends for an accurate fit. Kit cannot be used to replace the use of a substantial mid post and should never be used in spans over 7'. *GROMMETS REQUIRED FOR INSTALL.

SEE ADDITIONAL INFORMATION ON NEXT PAGE.

ALUMINUM CABLE STABILIZER STAIR KIT



ALUMINUM



ITEM	A	B	C	D	E	COLOR	WT
A0908-BK60-ST	0.75"	42.00"	3.00"	2.50"	1.00"	Black	(lb) 0.96
A0908-BZ60-ST	0.75"	42.00"	3.00"	2.50"	1.00"	Bronze	0.96
A0908-MT60-ST	0.75"	42.00"	3.00"	2.50"	1.00"	Metallic	0.96
A0908-WH60-ST	0.75"	42.00"	3.00"	2.50"	1.00"	White	0.96

NOTE: SALT WATER RESTRICTIONS MAY APPLY. The Cable Stabilizer Stair Kit is designed specifically for stairs where post to post measurement spans over 4'. It enables you to adapt longer spans to code compliance by stabilizing the deflection of cable between posts. Each kit comes with a 42" stanchion, mounting hardware, 3" slot spacing and fasteners. Cut at both ends for an accurate fit. Kit cannot be used to replace the use of a substantial mid post and should never be used in spans over 7'. **SEE ADDITIONAL INFORMATION BELOW.**

CABLE STABILIZER SAFETY INFORMATION & REQUIREMENTS

Atlantis Rail Cable Stabilizers are purposed for use in maintaining code compliant cable spacing between post and rail sections with spacing greater than 4 feet between posts and not exceeding 7 feet. **The Cable Stabilizer is not a structural component and is not a substitute for a post!** Post and rail structure where a cable stabilizer is used should be rated and built to be structural without a cable stabilizer per building code requirements. Do not rely on the cable stabilizer to support the rail or add stability. The only function of the cable stabilizer is to maintain cable spacing. Building the railing to an appropriate code compliant structure is the sole responsibility of the user of Atlantis Rail products.

REQUIREMENTS & MAXIMUM LENGTHS FOR USING ATLANTIS RAIL CABLE STABILIZERS

RailEasy™ Nautilus System: The cable stabilizer may be used with sections up to 7 feet (between posts) if all other RailEasy™ Nautilus specifications are properly implemented.

SunRail™ Nautilus System: The cable stabilizer may be used with sections up to 7 feet (between posts) if all other SunRail™ Nautilus specifications are properly implemented.

Other Atlantis Rail Systems: Consult the manufacturers' specifications for the length of rail that is considered structural. The cable stabilizer may be used with composite, metal, vinyl or structural wood frame systems up to the calculated code rated spacing of the system or a maximum of 7 feet, whichever is less.

RAILEASY™ MID POST KIT & CABLE STABILIZER KIT REFERENCE CHART

Part Number	Stock Color	System	Basic Description	Post / Kit Height	# Holes	Hole Size	Cable	Grommet
S0973-MP36*	Polished, SS	RailEasy	36" Mid Post Kit for 2" Round Tube	36"	20	7/32"	3"	C0916-0004-25
S0973-MP42*	Polished, SS	RailEasy	42" Mid Post Kit for 2" Round Tube	42"	24	7/32"	3"	C0916-0004-25
S0950-0060	Pol/ Brush, SS	RailEasy	42" Stabilizer Kit for Flat Rail & Surface Mount	42"	26	7/32"	3"	C0916-0004-25
S0950-0061	Pol/ Brush, SS	RailEasy	42" Stabilizer Kit for 2" Round Tube	42"	26	7/32"	3"	C0916-0004-25
S0950-S060	Pol/ Brush, SS	RailEasy	42" Stabilizer Stair Kit	42"	26	17/64" x 7/16"	3"	NA
A0908-XX60	BK, BZ, MT, WH	RailEasy	42" Aluminum Stabilizer Kit for Flat Rail & Surface Mount	42"	26	7/32"	3"	C0916-0004-25
A0908-XX60-ST	BK, BZ, MT, WH	RailEasy	42" Aluminum Stair Stabilizer Kit for Flat Rail & Surface Mount	42"	26	17/64" x 9/16"	3"	NA

*Actual kit height.

EASY CABLE RAILING ASSEMBLY IS JUST ONE APP AWAY!

What is BILT?

BILT is a revolutionary paperless approach to product assembly that frees you from the need for paper instruction manuals. With BILT, you can put together your new product at your own pace, quickly and easily.

Available on all iOS & Android devices



RailEasy™ Cable Railing Instructions available on BILT.

Project Snapshot

Find out everything you need to know about your cable railing installation before you begin.

3D Instructions

Interact with a 3D model that rotates 360° so you can see the railing system from any angle.

All-in-One App

BILT is a convenient archive for all your warranties, registration and product information.



Spectrum

Railing System

A Square Post System With Many Options

COST: \$ \$ \$ \$

The Spectrum System features pre-drilled square posts and fittings to surface or fascia mount the posts and mount handrails. The cable infill offers a choice between using 1/8" or 5/32" cable with HandiSwage™ Studs. You can find installation instructions at www.atlantisrail.com or by asking your Atlantis Rail Sales Representative for more information. Customers must source their own hardwood flat handrail (minimum 2" x 4"). Choose from the colors below.



COLOR SELECTION

STANDARD



SPECIAL



Colors from top, left to right: Black, Metallic Silver, Pure White, Dark Brown, Pebble Grey and Light Brown.

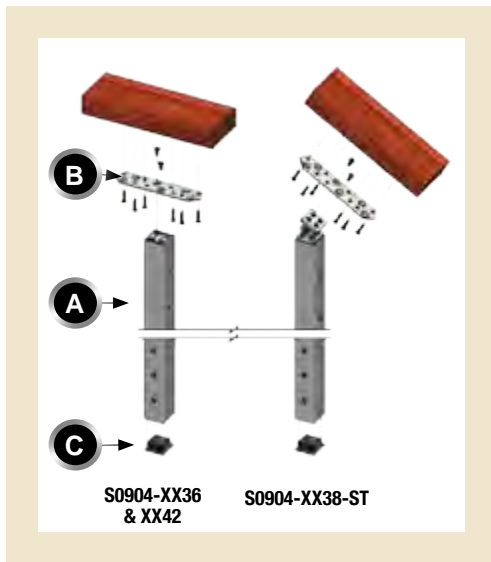
**Uncoated option available upon request.*

CABLE INFILL OPTION

HandiSwage™

The Spectrum System is available using a 5/32" or 1/8" diameter cable and HandiSwage™ Studs, making it one of the simplest and most economical cable railing systems available. All the studs, cable and accessories are made from electro-polished 316L stainless steel for maximum corrosion resistance and durability. For a finished look, we offer a variety of cover nut sets including multiple styles and colors.

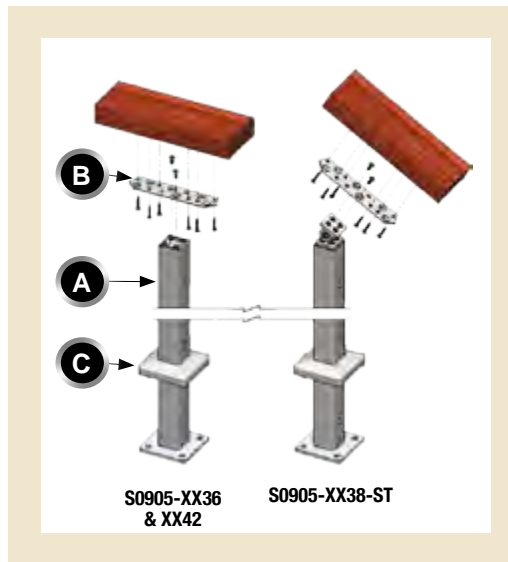




FASCIA MOUNT POST KIT COMPONENTS

- A. Spectrum Square Post
- B. Top Mounting Plate Assembly
- C. Plastic Bottom Cap

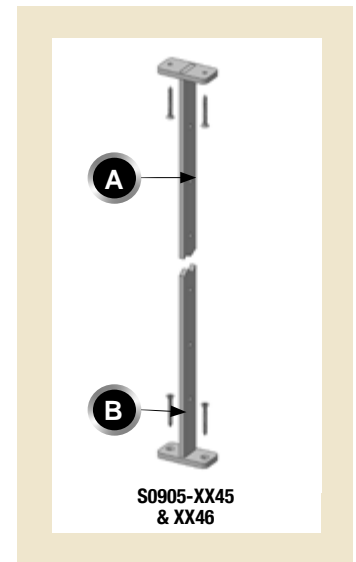
NOTE: Fascia mounting fasteners & hardware sold separately.



SURFACE MOUNT POST KIT COMPONENTS

- A. Spectrum Square Post
- B. Top Mounting Plate Assembly
- C. Base Cover

NOTE: Surface mounting fasteners & hardware sold separately.



CABLE STABILIZER KIT COMPONENTS

- A. Spectrum Cable Stabilizer
- B. Wood Screws

NOTE: Use with surface mount Spectrum posts only.

Spectrum Post Kits Cable Spacing & Heights

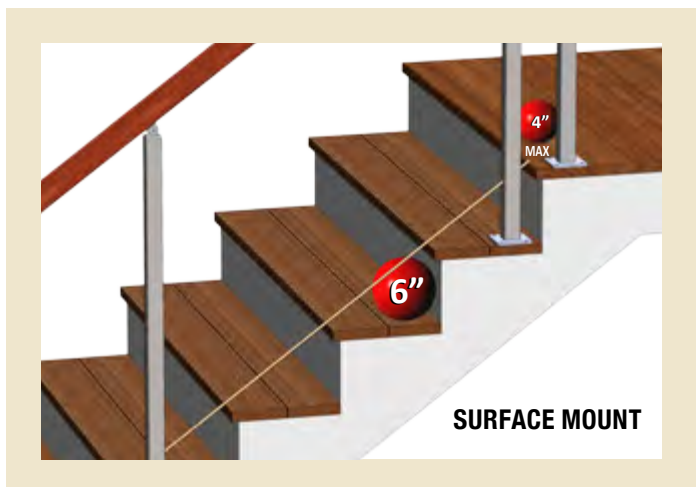
Part Number	Post Description	Cable Spacing	Rows of Cable	Actual Post Height	Rendered Rail Height	Height From Surface	Stair Angle
S0904-XX36*	36" Fascia Mount Post Kit	2.625"	12	42"	36"	34.375" +/-	—
S0904-XX38-ST*	38" Fascia Mount Stair Post Kit	2.629" – 2.756"	10	45.75"	34" – 36"	39.625" +/-	32° - 38°
S0904-XX42*	42" Fascia Mount Post Kit	2.688"	14	48"	42"	40.375" +/-	—
S0904-XX42-EC	42" Fascia Mount End Post Kit	2.688"	14	48"	42"	40.375" +/-	—
S0905-XX36*	36" Surface Mount Post Kit	2.625"	12	34.50"	36"	34.50"	—
S0905-XX38-ST*	38" Surface Mount Stair Post Kit	2.629" – 2.756"	10	38.125"	34" – 36"	38.125"	32° - 38°
S0905-XX42*	42" Surface Mount Post Kit	2.688"	14	40.50"	42"	40.50"	—
S0905-XX45*	36" Surface Mount Cable Stabilizer Kit	2.625"	12	34.50"	36"	34.50"	—
S0905-XX46*	42" Surface Mount Cable Stabilizer Kit	2.688"	14	40.50"	42"	40.50"	—

* "XX" in the part number is the color designation. Replace with "BK" for black, "MT" for metallic silver, "WH" for white, "BR" for dark brown or "SP" for one of the special colors.

For more information on Spectrum post and stabilizer kits, see the Atlantis Rail Stock Post Reference Sheet on page 43.




FASCIA MOUNT



SURFACE MOUNT

ADA HANDRAIL MOUNTING BRACKET


The ADA Handrail Mounting Bracket features a clamp that fits onto a Spectrum post and allows for the attachment of rail end and mid support fittings. These supports accept a 1-1/2" stainless steel tube which enables the Spectrum System to be ADA compliant. The clamp is powder-coated to match the post color.



**S0904-XX60* (clamp)
& S0901-0401 (rail mid support)**

REINFORCING CHANNEL

This channel is used in applications where the handrail needs additional structural reinforcement. It fits over the Top Mounting Plate Assembly and the screws can be mounted through the slots running the length of the channel and into the handrail. The Reinforcing Channel is powder-coated to match the post color and available in 48" lengths and can be cut to size. The 36" surface mount post requires a spacing block (S0904-XX58*). Spacing block sold separately with fasteners.



S0904-XX54*

*We do not recommend the use of artificial lumber.
Use at the installer/end users' own risk.*


WIDE MOUNTING PLATE

The Wide Mounting Plate is twice the width of the standard mounting plate and is used in applications where a wider top rail is desired. The plate is powder-coated to match the post color. Additional wood screws are included.



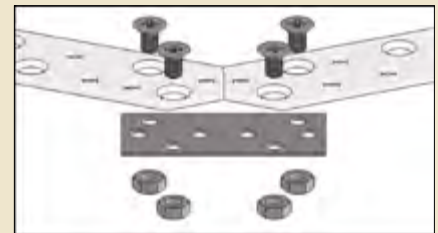
S0904-XX53*

* "XX" in the part number is the color designation. Replace with "BK" for black, "MT" for metallic silver, "WH" for white, "BR" for dark brown or "SP" for one of the special colors.



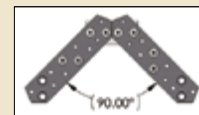
**Top Mounting Plate Assembly
(fasteners included)**

This assembly allows for the easy installation of a customer supplied flat top rail. Each plate is precision machined with matching hole patterns for easy installation to posts and handrails. A stainless plate is fastened to the post and wood screws are then drilled up into the top rail.



**Corner Mending Plate Set - S0904-XX51*
(fasteners included)**

This set is used to join Top Mounting Plate Assemblies on corner posts. The hole patterns match those of the Mounting Plate and attach using the 1/4" screws and nuts.

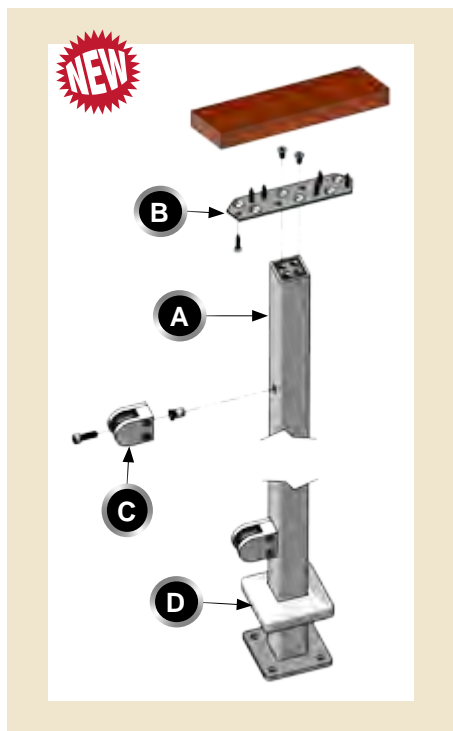


The mounting plates feature angled ends which allow installers to meet 90° or 135° angles at corners. Corners require double posts.



The base cover can be added once the surface mount post is secured for a finished look.

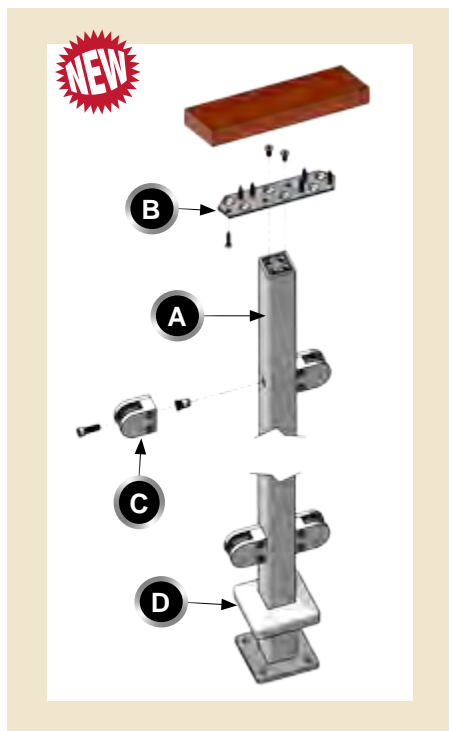
SPECTRUM GLASS SYSTEM



SURFACE MOUNT GLASS END POST KIT COMPONENTS

- A. Spectrum Square End Post
- B. Top Mounting Plate Assembly
- C. Glass Panel Connector (Flat)
- D. Base Cover

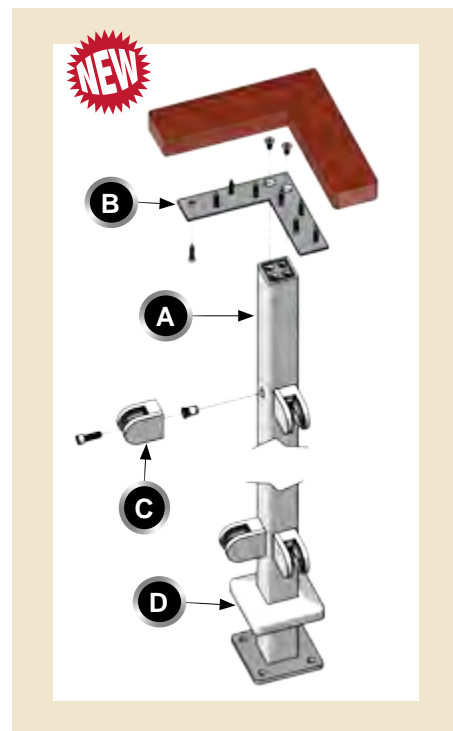
NOTE: Surface mounting fasteners & hardware sold separately.



SURFACE MOUNT GLASS MID POST KIT COMPONENTS

- A. Spectrum Square End Post
- B. Top Mounting Plate Assembly
- C. Glass Panel Connector (Flat)
- D. Base Cover

NOTE: Surface mounting fasteners & hardware sold separately.



SURFACE MOUNT GLASS CORNER POST KIT COMPONENTS

- A. Spectrum Square End Post
- B. Top Mounting Corner Plate Assembly
- C. Glass Panel Connector (Flat)
- D. Base Cover

NOTE: Surface mounting fasteners & hardware sold separately.

Spectrum Post Kits Heights

Part Number	Post Description	Actual Post Height	Rendered Rail Height	Height From Surface
S0905-XX36-GE*	36" Surface Mount End Post Kit	34.50"	36"	34.50"
S0905-XX36-GM*	36" Surface Mount Mid Post Kit	34.50"	36"	34.50"
S0905-XX36-GC*	36" Surface Mount Corner Post Kit	34.50"	36"	34.50"
S0905-XX42-GE*	42" Surface Mount End Post Kit	40.50"	42"	40.50"
S0905-XX42-GM*	42" Surface Mount Mid Post Kit	40.50"	42"	40.50"
S0905-XX42-GC*	42" Surface Mount Corner Post Kit	40.50"	42"	40.50"

***XX" in the part number is the color designation. Replace with "BK" for black, "MT" for metallic silver, "WH" for white, "BR" for dark brown or "SP" for one of the special colors.

GLASS INFILL OPTION

The Spectrum Glass System utilizes surface mounted square posts with pre-installed glass panel connectors which accept 3/8" to 1/2" glass infill. Posts are available in heights of 36" and 42" and standard colors of black or metallic silver. Special colors and uncoated posts are also available. Ask your Atlantis Rail Account Manager for details.

- Customers must source their own hardwood top rail (minimum of 2" x 4").
- Atlantis Rail does not offer glass panels as part of the Spectrum Glass System.



NOVA II SYSTEM

Cable Railing with Powder-Coated Aluminum Posts & Rails

The NOVA II System features powder-coated aluminum posts, handrails and foot rails and horizontal cable infill. The cable infill utilizes HandiSwage™ fittings with 1/8" cable. The NOVA II posts are surface mounted using the NOVA II Post Mounting Hardware Kit which is sold separately and includes 4, 5/16" x 4-1/2" hex head lag bolts and accompanying cover nuts. Customers must source their own mounting hardware when mounting on surfaces other than wood.

The NOVA II system is completely off-the-shelf and features minimal components and is offered in black, white and bronze. Each post and rail kit includes everything needed for installation. Post mounting hardware, cable and cable mounting hardware are sold separately.

CAUTION: Limitation of installation proximity to salt water and associated warranty limitations exist. Please consult the "NOVA II Salt Water Restrictions Map" on page 21 and on our website.

COST: \$ \$ \$ \$



NOVA NAUTILUS

The NOVA Nautilus System utilizes predrilled aluminum posts with a 2" stainless steel top and optional bottom rail. It features multiple color options of black, white or bronze to compliment any application. The cable is spaced at 2-3/4" and utilizes HandiSwage™ fittings.

HandiSwage™ CABLE INFILL

The NOVA II System features 1/8" diameter cable and a line of HandiSwage™ fittings including studs and tensioners. Using the HandiSwage™ line, makes the NOVA II System one of the simplest and most economical cable railing systems available. All fittings cable and accessories are made from electro-polished, 316L stainless steel for maximum corrosion resistance and durability. For a finished look, we offer cover nut sets to match the posts.



NOVA II COLOR SELECTION



Black, White & Bronze

NOVA II SYSTEM RAIL KITS

There are 2 types of NOVA II rail kits; a straight and stair kit. They are offered in 6' lengths utilizing a top and bottom rail and a cable stabilizer. Mounting hardware kit is sold separately.

STRAIGHT RAIL KIT

NOVA II 6' Straight Rail Section — A0906-0201-XX*

Includes the following components:

- 1 Top Rail
- 1 Bottom Rail
- 1 Cable Stabilizer, Drilled
- 1 Support Block
- 3 Self-Drilling Screws
- 1 Support Block Base Kit
- 3 Connectors

A0906-HD01-XX NOVA II Straight Rail Section Hardware Kit Sold Separately.

STAIR RAIL KIT

NOVA II 6' Stair Rail Section — A0906-S021-XX*

Includes the following components:


- 1 Top Stair Rail
- 1 Bottom Stair Rail
- 1 Cable Stabilizer, Slotted
- 1 Support Block
- 3 Self-Drilling Screws
- 1 Support Block Base Kit
- 3 Angled Connectors

A0906-HD21-XX NOVA II Stair Rail Section Hardware Kit Sold Separately.



NOVA II SYSTEM POST KITS

The NOVA II System has 7 post kits including a 36" and 42" universal and a 36" and 42" corner post for level sections and a 36" and 42" post for stair sections plus a 42" slotted stair mid post. The post kits for level sections are pre-drilled, while the stair post kits are undrilled due to stair variables except for the slotted stair mid post. Each kit includes everything needed for installation, excluding post mounting hardware. For mounting to wood, use the NOVA Post Mounting Hardware Kit (A0908-HD10).



3" X 3" LEVEL POST KITS

Included in the Universal and Corner Post Kits:

- 1 Post, Drilled
- 1 Post Skirt
- 1 Post Cap
- 1 Post Pad

Additional items included in the Corner Post Kits:

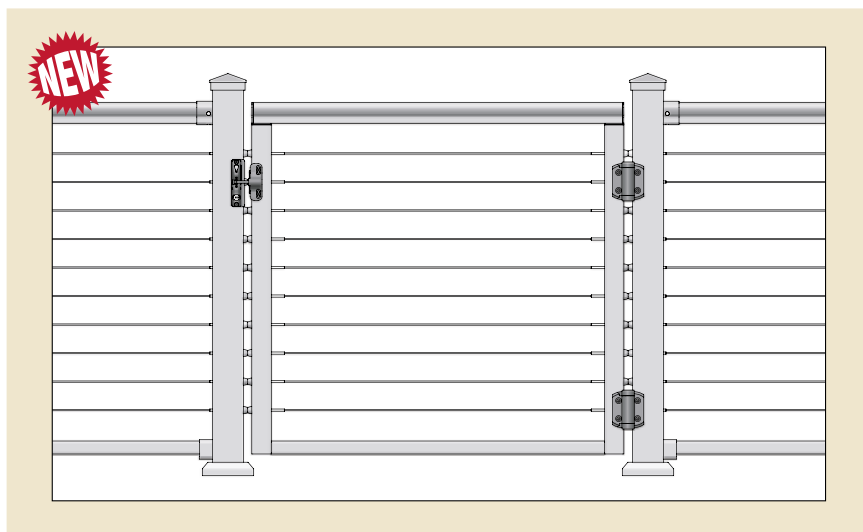
- 10 or 12 NOVA HandiSwage™ Studs
- 10 or 12 Plastic Washers
- 10 or 12 Cable Grommets

3" X 3" STAIR POST KITS

Included in the 36" & 42" Stair Post Kits:

- 1 Post, Undrilled or Slotted Mid Post
- 1 Post Skirt
- 1 Post Cap
- 1 Post Pad

* "XX" in the part number is the color designation. Replace with "BK" for black, "WH" for white or "BZ" for bronze.



NOVA II SYSTEM STOCK GATES

NOVA II gates are now available in standard colors of black, bronze and white and include hinges, latch and mounting hardware. Gates come in a 36" width and are available in 36" and 42" heights. Cable is not preinstalled on NOVA II gates. Cable hardware, cable and cover nut sets are sold separately.

NOVA II Gates – A0906-G036-XX* & A0906-G042-XX*

Includes the following components:

- Gate Frame
- 1 Latch
- 2 Self Closing Hinges
- Mounting screws

NOVA II SALT WATER RESTRICTIONS MAP

Limitation of installation proximity to salt water and associated warranty limitations exist and can be referenced within our warranty, website and installation instructions. Please consult the "NOVA II Salt Water Restrictions Map" below and on our website.




NOVA II SPECS & OPTIONS

36" or 42" Rail Height

NOVA II Handrail Profile



NOVA II Bottom Rail Profile



NOVA II Post Cap



NOVA II Post Skirt




NOVA II ACCESSORIES



NOVA II Single Mount Tensioner – C0748-SM03-2 Ⓢ Ⓢ



HandiSwage™ Tensioner – C0748-0003-2 Ⓢ



NOVA Cover Nut Set – C0906-XX02-10 and C0906-XX02-12

The NOVA Cover Nut Set includes a plastic washer, stainless steel nuts and plastic cover nut. It is used with the HandiSwage™ Stud for tensioning capabilities. Available in black, white and bronze colors in packs of ten or twelve.



HANDISWAGETM

CABLE RAILING

A Unique Look on a Budget

COST: \$ \$ \$ \$

Atlantis Rail's HandiSwageTM System is an easy to use cable railing product utilizing fittings that are an adaptation of traditional swage fittings. They can be attached to cable using Atlantis Rail's hand swage tool. This system combines the aesthetic appeal, quality and durability of the RailEasyTM cable railing components with the convenience and economy of 1/8" and 5/32" cable. All HandiSwageTM components are made from grade 316L stainless steel for durability and corrosion resistance.



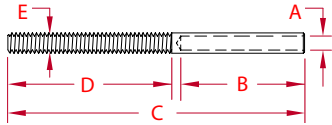
Scan for more information or visit:
www.handiswage.com



ATLANTIS[®]
RAIL SYSTEMS

HANDISWAGE™ STUD

UNF - 316L STAINLESS STEEL



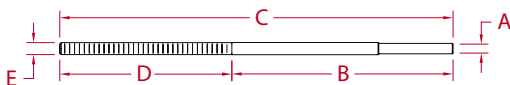
ITEM	A	B	C	D	E	QTY.	WT
	(cable)				(thread)		(lb)
2 PACK							
C0731-H0703-2	1/8"	1.51"	3.62"	2.00"	0.25"	2	0.07
C0731-H0704-2	5/32"	1.51"	3.62"	2.00"	0.25"	2	0.07
10 PACK							
C0731-H0703-10	1/8"	1.51"	3.62"	2.00"	0.25"	10	0.35
C0731-H0704-10	5/32"	1.51"	3.62"	2.00"	0.25"	10	0.37

NOTE:
DESIGNED FOR HAND SWAGE USE ONLY.
 Threads are "UNF". Crimp HandiSwage™ Stud onto cable using the Hand Swager (E0113-H600).

HANDISWAGE™

HANDISWAGE™ LONG STUD

UNF - 316L STAINLESS STEEL



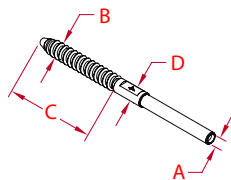
ITEM	A	B	C	D	E	QTY.	WT
	(cable)				(thread)		(lb)
2 PACK							
C0731-HL703-2	1/8"	4.50"	8.00"	3.50"	0.25"	2	0.18

NOTE:
DESIGNED FOR HAND SWAGE USE ONLY. The HandiSwage™ Long Stud is perfect for architectural cable railing applications where "through post" hardware is desired for minimal obstruction. Threads are "UNF". Crimp HandiSwage™ Stud onto cable using the Hand Swager (E0113-H600).

HANDISWAGE™

HANDISWAGE™ LAG STUD

316L STAINLESS STEEL



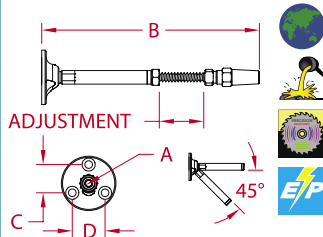
ITEM	A	B	C	D	QTY.	WT
	(cable)					(lb)
INDIVIDUAL						
S0747-HR03	1/8"	0.28"	1.73"	0.19"	1	0.04
2 PACK						
C0731-HR03-2	1/8"	0.28"	1.73"	0.19"	2	0.08

NOTE:
DESIGNED FOR HAND SWAGE USE ONLY. The HandiSwage™ Lag Stud is designed for use in short runs and must always be used with a tensioning device at the opposite end of the cable run. These fittings are made from grade 316L stainless steel for corrosion resistance and durability. Crimp the lag stud onto cable using the Hand Swager (E0113-H600).

HANDISWAGE™

HANDISWAGE™ TENSIONER

316L STAINLESS STEEL



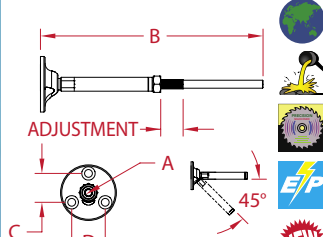
ITEM	A	B	C	D	ADJ.	QTY.	WT
	(cable)						(lb)
2 PACK							
C0748-0003-2	1/8"	5.40"	0.78"	0.90"	1.35"	2	0.37

NOTE:
 The HandiSwage™ Tensioner is used in architectural cable railing applications. This tensioner is made from grade 316L stainless steel for corrosion resistance and durability. It features a patented slotted base to achieve angles up to 45 degrees. Patented compression fitting allows for tensioning with simple hand tools. Fasteners included.

HANDISWAGE™

HANDISWAGE™ TENSIONER W/STUD

316L STAINLESS STEEL



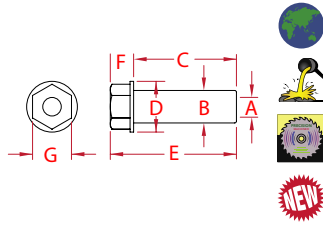
ITEM	A	B	C	D	ADJ.	QTY.	WT
	(cable)						(lb)
2 PACK							
C0748-H003-2	1/8"	6.12"	0.78"	0.90"	1.35"	2	0.14
C0748-H004-2	5/32"	6.12"	0.78"	0.90"	1.35"	2	0.14
C0748-H005-2	3/16"	6.12"	0.78"	0.90"	1.35"	2	0.14

NOTE:
DESIGNED FOR HAND SWAGE USE ONLY. The HandiSwage™ Tensioner is used in architectural cable railing applications. This tensioner is made from grade 316L stainless steel for corrosion resistance and durability. It features a slotted base to achieve angles up to 45 degrees. Crimp the stud onto cable using the Hand Swager (E0113-H600).

HANDISWAGE™

HANDISWAGE™ FLUSH FITTING

316L STAINLESS STEEL



ITEM	A	B	C	D	E	F	G	QTY.	WT
	(cable)								(lb)
C0981-P003-2	1/8"	0.37"	1.06"	0.57"	1.32"	0.26"	0.44"	2	0.06

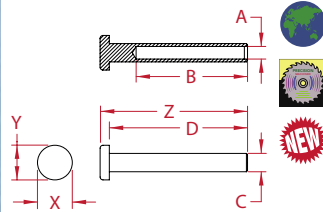
NOTE:
The HandiSwage™ Flush Fitting is perfect for architectural cable railing applications where "through post" hardware is desired for minimal obstruction. Self-locking mechanism holds cable in place. A tensioning device must be used at the opposite end of the cable run. Affix a Deluxe or HandiSwage™ Cover Nut Set (sold separately) to the end for a finished look.

HANDISWAGE™

HANDISWAGE™ TERMINATION

FLAT HEAD

316L STAINLESS STEEL



ITEM	A	B	C	D	QTY	X	Y	Z	WT
	(size)								(lb)

1/8" TERMINATION

C0731-HG0703-2	1/8"	1.51"	0.21"	1.88"	2	0.47"	0.47"	2.00"	0.04
C0731-HG0703-10	1/8"	1.51"	0.21"	1.88"	10	0.47"	0.47"	2.00"	0.20

5/32" TERMINATION

C0731-HG0704-2	5/32"	1.51"	0.25"	1.88"	2	0.47"	0.47"	2.00"	0.05
C0731-HG0704-10	5/32"	1.51"	0.25"	1.88"	10	0.47"	0.47"	2.00"	0.22

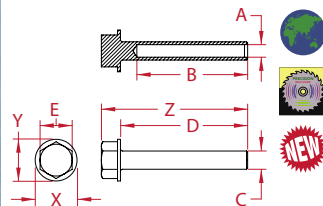
NOTE: DESIGNED FOR HAND SWAGE USE ONLY. For added clearance on gates, use as a "fixed" termination fitting on one end of cable with a HandiSwage™ Stud on the opposing end. Crimp onto cable using one of our hand swage tools (E0113-H600 or E0115-H600).

HANDISWAGE™

HANDISWAGE™ TERMINATION

HEX HEAD

316L STAINLESS STEEL



ITEM	A	B	C	D	E	QTY	X	Y	Z	WT
	(size)									(lb)

1/8" TERMINATION

C0731-HS0703-2	1/8"	1.51"	0.21"	1.74"	7/16"	2	0.57"	0.57"	2.00"	0.05
C0731-HS0703-10	1/8"	1.51"	0.21"	1.74"	7/16"	10	0.57"	0.57"	2.00"	0.25

5/32" TERMINATION

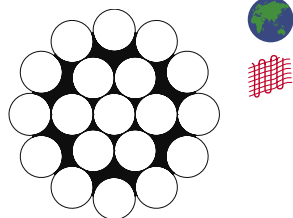

C0731-HS0704-2	5/32"	1.51"	0.25"	1.74"	7/16"	2	0.57"	0.57"	2.00"	0.06
C0731-HS0704-10	5/32"	1.51"	0.25"	1.74"	7/16"	10	0.57"	0.57"	2.00"	0.27

NOTE: DESIGNED FOR HAND SWAGE USE ONLY. Use as a "fixed" termination fitting on one end of cable with a HandiSwage™ Stud on the opposing end. Our standard HandiSwage™ Cover Nut installs onto the hex head of the fitting. Crimp onto cable using one of our hand swage tools (E0113-H600 or E0115-H600).

HANDISWAGE™

HANDISWAGE™ CABLE

316L STAINLESS STEEL



ITEM	SIZE	SPOOL	WT
			(lb)
S0701-0003	1/8"	CUTS	4.00*
S0701-0003-01	1/8"	100'	4.80
S0701-0003-02	1/8"	250'	10.80

NOTE:

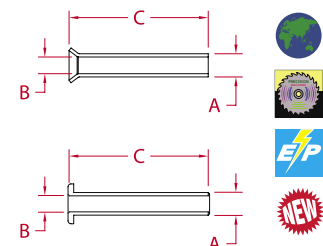
1x19 construction, left hand lay and made from grade 316L stainless steel for maximum corrosion resistance and durability. Spools are available in 100' or 250' lengths. Custom spools are available upon request.

* = Weight per 100' in pounds, without reel.
Spool weight includes reel.

HANDISWAGE™

HANDISWAGE™ CABLE SLEEVES

316L STAINLESS STEEL



ITEM	A	B	C	QTY.	WT
					(lb)
10 PACK					
C0915-0338	0.22"	0.15"	1.50"	10	0.08
C0915-0338-F	0.22"	0.15"	1.50"	10	0.08

NOTE: The HandiSwage™ Cable Sleeve is designed to protect your wood posts from chafing and incidental damage from cable rubbing around the outside of your mid post cable holes. It can also be used to accommodate angles up to 90 degrees and stairways coming off a straight run.


Beveled cable sleeve not recommended for installs using vinyl or composite sleeves over 4 x 4 posts. Flat cable sleeve renders superior fit for sleeved products.

HANDISWAGE™

HANDISWAGE™ HAND SWAGER

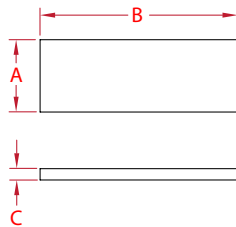

FOR USE WITH HANDISWAGE™ SERIES ONLY



ITEM	SIZE	SWAGES	WT
	(length)		(lb)
E0113-H600	24"	1/8", 5/32" and 3/16"	6.35
NOTE: Make hand swaging quick and easy using our Hand Swager. Crimps HandiSwage™ fittings onto cable. After Swage Gauge included.			
 E0113-HG00 - AFTER SWAGE GAUGE Use this gauge to confirm that the "after swage" dimension of each HandiSwage™ fitting is correct. The After Swage Gauge is designed to measure 1/8", 5/32" and 3/16" fittings.			
HANDISWAGE™			

HANDISWAGE™ CABLE GRIP PAD

NEOPRENE RUBBER




ITEM	A	B	C	QTY.	WT
					(lb)
E0114-0000	0.75"	2.00"	0.13"	3	0.03
NOTE: Use a Cable Grip Pad with vice grips when tensioning the cable. Simply place a pad on the cable and apply the vice action to the pliers to keep the assembly from rotating while tensioning the HandiSwage Stud. It also prevents damage to the cable caused by the vice grips or pliers during the tensioning process.					
HANDISWAGE™					

HANDISWAGE™ CUTTING DISK



ITEM	SIZE	THICKNESS	ARBOR	QTY	WT
					(lb)
E0113-CD04-2	4-1/2"	0.05"	7/8"	2	0.14
NOTE: Used to trim excess thread on HandiSwage™ studs after installation. Not recommended for cutting cable. High performance abrasive cutting disk. For cutting metal only. Never exceed Max RPM of 13,300.					
HANDISWAGE™					

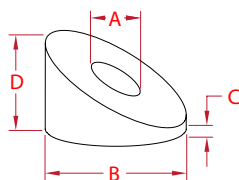
HANDISWAGE™ COMBINATION WRENCH SET




ITEM	QTY	WT
		(lb)
2 PACK		
C0731-TK01-2	2	0.16
NOTE: Includes 2, 3/8" and 7/16" combination wrenches. Used to aid in the installation of HandiSwage™ and stainless cover nut sets.		
HANDISWAGE™		

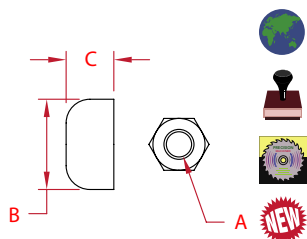
STAIR SPACER

316 STAINLESS STEEL



ITEM	A	DEGREE	B	C	D	QTY	WT
	(size)						(lb)
2 PACK							
C0841-0022-2	1/4"	22°	0.75"	0.05"	0.35"	2	0.07
C0841-0030-2	1/4"	30°	0.75"	0.07"	0.50"	2	0.07
C0841-0034-2	1/4"	34°	0.75"	0.004"	0.50"	2	0.07
C0841-0038-2	1/4"	38°	0.75"	N/A	0.59"	2	0.07
C0841-0041-2	1/4"	41°	0.75"	N/A	0.65"	2	0.07
 NOTE: Use in conjunction with the RailEasy™ Stud Assembly or HandiSwage™ Studs to achieve angled cable runs on stairs. Install one of our cover nut options (sold separately) on the end of the threaded stud for a finished look.							

DELUXE COVER NUT SET 316 STAINLESS STEEL



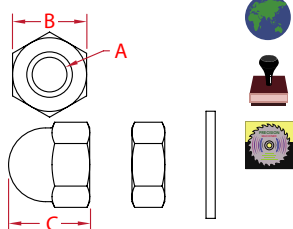
ITEM	A	B	C	THREAD	QTY.	WT
	(thread)					(lb)
C0307-U007-2	1/4"	0.75"	0.44"	Right Hand/UNF	2	0.04

NOTE:

Designed for use with HandiSwage™ Studs and RailEasy™ Stud Assembly. Stainless Nut Sets are perfect for cable railing systems where "through-post" hardware is desired for minimal obstruction. Affix to end of stud for a finished look. Requires HandiSwage™ Combination Wrench Set.

HANDISWAGE™

ACORN COVER NUT SET 316 STAINLESS STEEL




ITEM	A	B	C	THREAD	QTY.	WT
	(thread)					(lb)
C0308-UF07-2	1/4"	0.44"	0.47"	Right Hand/UNF	2	0.04

NOTE:

Designed for use with HandiSwage™ Studs and RailEasy™ Stud Assembly. Stainless Nut Sets are perfect for cable railing systems where "through-post" hardware is desired for minimal obstruction. Affix to end of stud for a finished look.

HANDISWAGE™

HANDISWAGE™ COVER NUT SETS 316 STAINLESS STEEL & PLASTIC



Requires HandiSwage™ Combination Wrench Set.

ITEM	SIZE	WIDTH	DEPTH	THREAD	QTY.	WT
	(thread)					(lb)
BLACK - 10 PACK						
C0309-BK02-10	1/4"	0.69"	0.42"	Right Hand/UNF	10	0.12
DARK BROWN - 10 PACK						
C0309-BR02-10	1/4"	0.69"	0.42"	Right Hand/UNF	10	0.12
LIGHT BROWN - 10 PACK						
C0309-LB02-10	1/4"	0.69"	0.42"	Right Hand/UNF	10	0.12
METALLIC SILVER - 10 PACK						
C0309-MT02-10	1/4"	0.69"	0.42"	Right Hand/UNF	10	0.12
WHITE - 10 PACK						
C0309-WH02-10	1/4"	0.69"	0.42"	Right Hand/UNF	10	0.12

NOTE: Designed for use with HandiSwage™ Studs and RailEasy™ Stud Assembly.

HANDISWAGE™

SEND US PHOTOS FROM YOUR LATEST ATLANTIS RAIL PROJECT FOR A CHANCE TO WIN UP TO \$750!

PHOTO CONTEST

Winners announced twice a year.

ATLANTIS® RAIL SYSTEMS

**ALL ENTRIES
RECEIVE A FREE
RAIL CARE KIT!***

1st place \$750

2nd place \$500

3rd place \$250

HOW TO ENTER: Email your contact information (name/company name, address, phone number, email address) along with your photo entry to: carey@atlantisrail.com.

Atlantis Rail reserves the right to pick the winner at our discretion. Photo contest is available to homeowners and contractors only. Atlantis Rail Authorized Dealers are not eligible for prizes. Under no circumstance will Atlantis Rail sell or distribute your contact information. Digitally altered photos will be disqualified. Project must be code compliant. Submitted photos must depict Atlantis Rail products only. Two contests will be run during each calendar year. Entries are valid only for the period in which they are submitted. Submission of photos grants Atlantis Rail Systems the right to use submitted photos in any way it deems fit.



* Limit one free Rail Care Kit per person per project.



SUNRAIL™ SYSTEM

Complete Stainless Steel Modular Railing System

COST: \$\$\$\$

For a completely stainless steel railing system, Atlantis Rail offers the SunRail™ systems. These modular systems allow for easy installation while achieving a custom look. The SunRail™ models are available with infill options of cable railing, glass panels and ADA compliant handicap railing systems. The streamlined look of these systems provides the enjoyment of unobstructed views without compromising the structural integrity.



SunRail™ Systems.....27-31

Residential.....	28
Commercial.....	29
Custom.....	30
ADA Compliant.....	30

SunRail™ Latitude.....31

Cable Railing Infill.....	31
Latitude Post Kits.....	31



We invite you to visit our website to learn more about the **SunRail™ Systems**. Installation instructions and a complete photo gallery are available online.





RESIDENTIAL

Enjoy years of long lasting value with a low maintenance stainless railing system.

Achieve a custom look at a fraction of a fabricators' cost. These modular systems are perfect for any indoor or outdoor design and are pre-engineered for a quick and easy installation. The SunRail systems' modular components are made from marine grade 316L stainless steel for maximum corrosion resistance and durability.



**RailEasy™
Tensioner Round**
S0982-0004



**RailEasy™
Swivel End
Round**
S0982-S004



The SunRail™ systems blend nicely with any style residence and can be used for interior or exterior applications.

The SunRail™ Systems are modular stainless steel railing systems that are ideal for any indoor or outdoor residential design. Each railing is pre-engineered for quick and easy installation with infill options of cable railing and glass panels. The versatility of a highly polished or brushed finish allows the SunRail™ models to blend nicely with every environment.



Visit the **Railing Gallery** to find inspiration and see what other homeowners have designed using the SunRail™ systems.



RailEasy™ Nautilus



SunRail™ Nautilus

COMMERCIAL

Stainless steel modular components offer versatility to fit many commercial needs.

Atlantis Rail offers the versatility of completely stainless steel systems or railings that integrate wood, composite or vinyl. Horizontal cable railing and glass panels are available as railing infill, as well as, your choice of a brushed or highly polished stainless steel finish. These railings are made from grade 316L stainless and electro-polished to offer maximum corrosion resistance and durability, making them ideal for outdoor and oceanfront applications. Let Atlantis Rail satisfy your commercial needs with a cost effective and unique railing system.



SunRail™ Nautilus



SunRail™ Nautilus



SunRail™ Glass



We invite you to visit our website to learn more about our **Commercial Railing** selection. Atlantis Rail Engineers will work with you to create a stainless steel railing system second to none!



Gates

CUSTOM



Custom w/ Balusters

All Atlantis Rail systems feature modular components to allow for customization in any size indoor or outdoor project.

Atlantis' team of Engineers work with you to design a railing system that fits you or your customers' needs. With the help of our knowledgeable staff and our state-of-the-art machinery, we are able to easily customize both the SunRail™ and RailEasy™ systems. For subtle illumination, add Micro Star™ LED lighting to any railing project. These super bright white LED lights are ideal for accenting indoor or outdoor railing applications. The small size and easy installation allows for endless design possibilities.



Custom Mounting



ADA Compliant



ADA Compliant Systems SunRail™ Custom

The versatility of our SunRail™ system allows us to provide ADA compliant railing systems “made to order”. The patented, modular components allow for the quick and accurate production of railings for any size project. Cable railing and glass panels are offered as infill options, as well as, your choice of a brushed or highly polished stainless steel finish. Let Atlantis Rail provide you with a cost effective and unique alternative for those with disabilities.

SUNRAIL™ LATITUDE

New Look... Same Unobstructed View

COST: \$\$\$\$

The SunRail™ Latitude features prefabricated 316L stainless steel posts and horizontal cable infill, utilizing RailEasy™ round base tensioners and top rail mounting plates. These top rail mounting plates offer easy installation with virtually no hardware obstruction and allows customers to select their desired top rail.

CABLE RAILING INFILL

The SunRail™ Latitude System is comprised of mechanical swage tensioners riveted to 2" outer diameter stainless steel posts to allow for cable railing infill. These RailEasy™ Tensioners feature a compression fitting which enables installers to cut cable on-site, removing the hassle of pre-measuring and the cost of miscalculating dimensions. The cable used is a 5/32" diameter 1x19 strand cable. All fittings, cable and accessories are made from 316L stainless steel for maximum corrosion resistance. Standard cable spacing is less than 3" on-center.

SUNRAIL™ LATITUDE POST KITS



End Post Kits:

- 36" or 42" tube
- Top Plate Mounting Assembly (fasteners included)
- Mounting base (fasteners not included)
- 11 or 13 RailEasy™ Tensioners Round (depending on height)



Mid Post Kits:

- 36" or 42" tube
- Top Plate Mounting Assembly (fasteners included)
- Mounting base (fasteners not included)
- 11 or 13 pre-drilled holes for running cable



Corner Post Kits (for 90° corners):

- 36" or 42" tube
- Top Plate Mounting Assembly (fasteners included)
- Mounting base (fasteners not included)
- 22 or 26 RailEasy™ Tensioners Round (depending on height)



PART NUMBER	DESCRIPTION
S0952-E036	SunRail™ Latitude 36" End Post Kit
S0952-M036	SunRail™ Latitude 36" Mid Post Kit
S0952-C036	SunRail™ Latitude 36" Corner Post Kit
S0952-E042	SunRail™ Latitude 42" End Post Kit
S0952-M042	SunRail™ Latitude 42" Mid Post Kit
S0952-C042	SunRail™ Latitude 42" Corner Post Kit

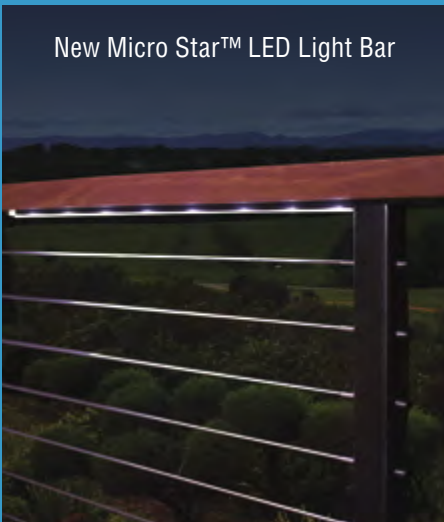
micro star™ Lighting

The Micro Star™ series is both a functional and a creative lighting alternative. They can be used on railings, decks, fences, steps and many more interior or exterior lighting applications.

Accent Features

The patented Micro Star™ series is a complete line of lighting options for railings, fencing, steps and many other indoor or outdoor applications. The Micro Star™ LED Lights are available in 12v and each draws only .02 amps. The Micro Star™ LED Post Cap provides sufficient levels of lighting and fits over standard 4" x 4" vinyl sleeves. They are pre-wired for simple connection and quick installation.

New Micro Star™ LED Light Bar



The Micro Star™ LED Light Bar features a flexible LED light strip of natural white LED lights set into a powdercoated aluminum channel with a clear plastic lens. It is ideal for mounting to the underside of handrails for surface illumination.



Micro Star™
in SunRail™ Nautilus

FEATURES & BENEFITS

Code Compliant

Due to new code requirements for stairway illumination, Atlantis Rail offers Post Caps to help customers with code compliance.

Small in Size

Patented Micro Star™ LED Lights measure only 1/4" in diameter and 7/8" in length and can fit almost anywhere with ease, even into curved surfaces such as tubular railings.

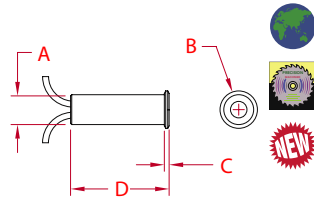


Ease of Installation

Micro Star™ LED Lights and Post Caps arrive pre-wired for simple connection and quick installation.

MICRO STAR™ LED LIGHT

HOUSING: 316 STAINLESS



ITEM	A	B	C	D	E	COLOR	WT
					(length)		(lb)
12 VOLT DC							
S0801-PC01	1/4"	0.312"	0.09"	0.825"	10.00"	white	0.02

CAUTION: USE DC TRANSFORMER ONLY

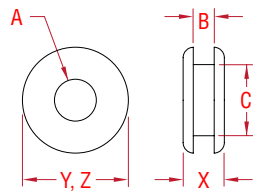
NOTE: The smallest self-contained LED on the market. Only needs 1/4" bore for housing or 3/8" hole if used with grommet. Micro Star™ LED Light sits flush in recessed area. Sealed with waterproof epoxy. Use with the low voltage transformer (Micro Star™ Transformer) and wiring.

Standard grommet included with S0801-PC01 accommodates mounting into material up to 1/16" thick.



MICRO STAR™ GROMMETS

RUBBER



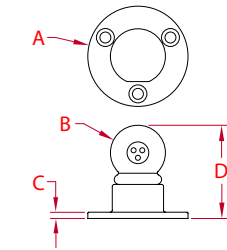
ITEM	A	B	C	X	Y	Z	QTY	WT
				(height)	(length)	(width)		(lb)
S0801-GR0701-10	1/4"	1/16"	3/8"	0.19"	0.48"	0.48"	10	0.01
S0801-GR0703-10	1/4"	1/8"	7/16"	0.24"	0.62"	0.62"	10	0.01
S0801-GR0705-10	1/4"	3/16"	7/16"	0.31"	0.62"	0.62"	10	0.01
S0801-GR0707-10	1/4"	1/4"	7/16"	0.38"	0.62"	0.62"	10	0.01

NOTE: S0801-GR0701-0707 grommet series is designed to allow mounting of S0801-PC01 Micro Star™ lights into material up to 1/4" thick. Standard S0801-PC01 grommet accommodates material up to 1/16" thick.

All dimensions are nominal (+/- 3%) and are subject to change without notice.

TRI STAR SURFACE MOUNT LIGHT

HOUSING: 316 STAINLESS



ITEM	A	B	C	D	COLOR	FAST.	WT
				(size)			(lb)
12 VOLT DC							
S0803-1000	1-1/8"	2.00"	0.13"	1.86"	white	#8	0.40

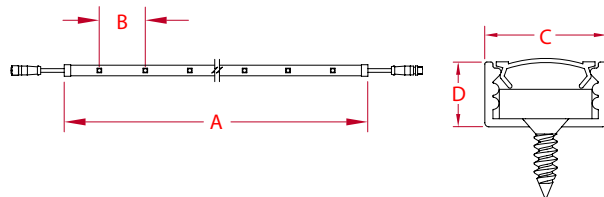

CAUTION: USE DC TRANSFORMER ONLY

NOTE: Self-contained ball housing with 3 LED lights. Mounts to surfaces using 3, #8 screws. Ideal for mounting to railing posts for surface illumination. Use with the low voltage transformer (Micro Star™ Transformer) and wiring.



MICRO STAR™ LED LIGHT BAR

HOUSING: ALUMINUM

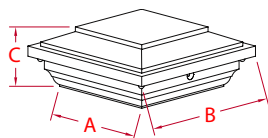



ITEM	A	B	C	D	COLOR	LED QTY	WT
	(length)				(channel)	(per light bar)	(lb)
S0825-0018-BK	18.00"	3.00"	0.59"	0.32"	Black	6	0.19
S0825-0018-BZ	18.00"	3.00"	0.59"	0.32"	Bronze	6	0.19
S0825-0018-MT	18.00"	3.00"	0.59"	0.32"	Metallic Silver	6	0.19
S0825-0018-WH	18.00"	3.00"	0.59"	0.32"	White	6	0.19
S0825-0030-BK	30.00"	3.00"	0.59"	0.32"	Black	10	0.33
S0825-0030-BZ	30.00"	3.00"	0.59"	0.32"	Bronze	10	0.33
S0825-0030-MT	30.00"	3.00"	0.59"	0.32"	Metallic Silver	10	0.33
S0825-0030-WH	30.00"	3.00"	0.59"	0.32"	White	10	0.33
S0825-0042-BK	42.00"	3.00"	0.59"	0.32"	Black	14	0.47
S0825-0042-BZ	42.00"	3.00"	0.59"	0.32"	Bronze	14	0.47
S0825-0042-MT	42.00"	3.00"	0.59"	0.32"	Metallic Silver	14	0.47
S0825-0042-WH	42.00"	3.00"	0.59"	0.32"	White	14	0.47

CAUTION: USE DC TRANSFORMER ONLY

NOTE: Light bar features a flexible LED light strip of natural white LED lights set into a powdercoated aluminum channel with a clear plastic lens. Each kit comes with lens, LED strip, channel and fasteners. Male/female screw connectors make installation quick and easy. Ideal for mounting to under side of handrails for surface illumination. Use with low voltage transformer (Micro Star™ Transformer) and wiring. #4 fasteners included.

MICRO STAR™ LED POST CAP VINYL



ITEM	A	B	C	WT
				(lb)
S0985-0000	4.03"	5.75"	2.13"	0.43

CAUTION: USE DC TRANSFORMER ONLY

NOTE:

Post cap includes 4 super bright white LED lights in each corner. It provides sufficient lighting for stairs and walkways. Cap fits over standard 4"x4" vinyl sleeves and is compatible with the RailEasy™ Sleeve and Micro Star™ Transformer. Post cap arrives pre-wired for easy and quick installation. Fasteners included.

MICRO STAR™ TRANSFORMER



ITEM	AMP	A	B	C	SOURCE	WT
		(width)	(height)	(depth)		(lb)

DC TRANSFORMER

S0832-0005 5 1.97" 5.51" 1.42" 100-240Vac - 50/60HZ 1.65

NOTE:

The Micro Star DC transformer is comprised of heavy-duty water resistant material and features a 6 ft. power cord and 10 ft. connector lead. Use with Micro Star™ LED lighting. Risk of electrical shock. Install only to a covered class A GFCI receptacle that has a weatherproof enclosure with the attachment plug cap inserted or removed.

MICRO STAR™ TRANSFORMER WIRING HARNESS



ITEM	AMP	LENGTH	CONNECTION	WT
				(lb)
S0825-TW560	5	64.00"	Screw	0.13

CAUTION: USE DC TRANSFORMER ONLY

NOTE:

For use with Micro Star™ Transformer. Features screw connection (female). Length is approximate.

MICRO STAR™ JUMPER



ITEM	LENGTH	CONNECTION	WT
			(lb)
S0825-JMPR-SC	12.00"	Screw	0.02

CAUTION: USE DC TRANSFORMER ONLY

NOTE:

Features male and female screw connections. Use to pass through posts and connect to wire harnesses and Micro Star™ LED Lights. Length is approximate.

MICRO STAR™ EXTENSION



ITEM	LENGTH	CONNECTION	WT
			(lb)
S0825-EX60-PT	60.00"	Push	0.07
S0825-EX60-SC	60.00"	Screw	0.08
S0825-EX300-SC	300.00"	Screw	0.34

CAUTION: USE DC TRANSFORMER ONLY

NOTE:

Features male and female screw or push connections. Use to connect wire harnesses and Micro Star™ LED Lights. Lengths are approximate.



Made in USA



Import



Drop Forged



Precision Cast



Precision Machined



Stamped



Wire Formed




Electro-Polished



New Product

MICRO STAR™ EXTENSION WIRING



ITEM	LENGTH	CONNECTION	WT
			(lb)
S0825-JF08-SC	8.00"	Screw	0.01
S0825-JM08-SC	8.00"	Screw	0.01
S0825-JF12-PT	13.00"	Push	0.02
S0825-JM12-PT	13.00"	Push	0.02

CAUTION: USE DC TRANSFORMER ONLY

NOTE:

Features male or female screw or push connections. Extension wire for custom lengths and where jumpers won't fit through post holes. Soldering or crimping required. Lengths are approximate.

MICRO STAR™ 3-WAY BRANCH CONNECTOR



ITEM	LENGTH	CONNECTION	WT
			(lb)
S0825-3000-PT	12.00"	Push	0.05
S0825-3000-SC	12.00"	Screw	0.06

CAUTION: USE DC TRANSFORMER ONLY

NOTE:

Features male and female screw or push connections. Used to connect multiple wiring harnesses and Micro Star™ LED Lights. Lengths are approximate.

MICRO STAR™ HANDRAIL WIRING HARNESS — FOR 4' HANDRAIL



ITEM	LENGTH	CONNECTION	WT
			(lb)
S0825-H048	55.00"	Screw	0.19

CAUTION: USE DC TRANSFORMER ONLY

NOTE:

Features male and female screw connections. Used to connect Micro Star™ LED Lights in handrails. Length is approximate.

MICRO STAR™ HANDRAIL WIRING HARNESS — FOR 5' HANDRAIL



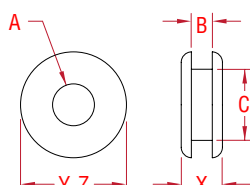
ITEM	LENGTH	CONNECTION	WT
			(lb)
S0825-H060	69.50"	Screw	0.25

CAUTION: USE DC TRANSFORMER ONLY

NOTE:

Features male and female screw connections. Used to connect Micro Star™ LED Lights in handrails. Length is approximate.

WIRING HARNESS GROMMET RUBBER



ITEM	A	B	C	X	Y	Z	QTY	WT
				(height)	(length)	(width)		(lb)
S0825-GR1203-10	7/16"	1/8"	9/16"	0.38"	0.75"	0.75"	10	0.05

NOTE:

Used for installing Micro Star™ LED Light Bars on NOVA II Rail Systems. Mount grommet into a 9/16" diameter hole in max 1/8" thick material.



RailEasy™ Glass



SunRail™ Glass

GLASS SYSTEMS

COST: \$ \$ \$ \$

PRODUCT INFORMATION

Straight Sections

Atlantis Rail offers standard rail heights of 36" or 42" for straight sections.

Note: Atlantis Rail Systems does not supply glass panels for these systems.

Stair Sections

Rail height for stair sections are available in 36" only.

Note: Railing heights are offered in these dimensions due to nationwide building codes. However, Atlantis Rail can accommodate custom heights/lengths upon request.

Between Posts Length

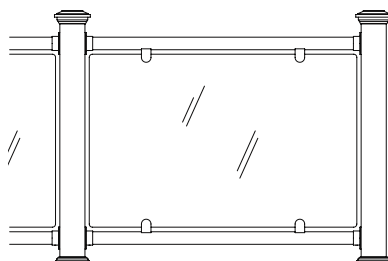
Atlantis Rail Systems recommends staying within 5' section lengths to maintain structural integrity.



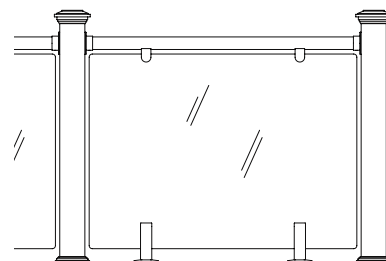
Glass System Options

Atlantis Rail offers a variety of glass panel connector styles to fit tubular and flat posts and rails. The contoured glass panel connectors fit a 2" stainless steel tube which can be used with the RailEasy™ or SunRail™ Glass Systems. The flat glass panel connector is ideal for integrating glass into a wood post and rail system or into a Spectrum System. The Glass Panel Base can be used on many applications including the Spectrum System with no top rail for a completely unobstructed view.

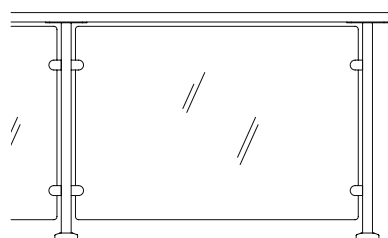
SPECIFICATIONS



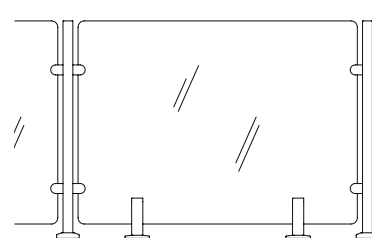
36" RAILEASY™ GLASS



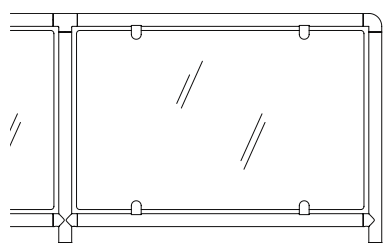
**36" RAILEASY™ GLASS
WITH GLASS PANEL BASES
(S0925-0010)**



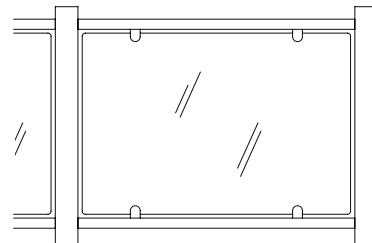
**36" SPECTRUM GLASS
WITH FLAT BASE GLASS PANEL
CONNECTORS (S0950-F010)**



**SPECTRUM GLASS
WITHOUT TOP RAIL**



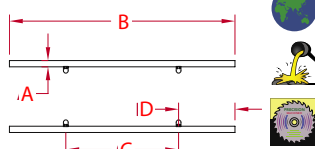
SUNRAIL™ GLASS



**WOOD POSTS AND RAILS WITH
FLAT GLASS PANEL CONNECTORS
(S0950-F010)**

RAILEASY™ GLASS PANEL KIT

316L STAINLESS STEEL



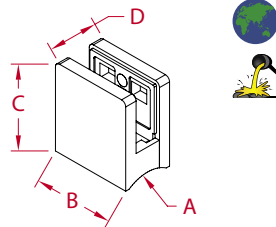

ITEM	A	B	C	D	CONNECTORS	WT
(lb)						(# on each rail)
POLISHED						
C0925-1200	2.00"	48.00"	24.00"	12.00"	2	12.32
C0925-1500	2.00"	60.00"	30.00"	15.00"	2	14.80
C0925-1800	2.00"	72.00"	24.00"	12.00"	3	18.48
BRUSHED						
C0925-1200-B	2.00"	48.00"	24.00"	12.00"	2	12.32
C0925-1500-B	2.00"	60.00"	30.00"	15.00"	2	14.80
C0925-1800-B	2.00"	72.00"	24.00"	12.00"	3	18.48

NOTE:

Kit includes a highly polished or brushed top and bottom rail in 4, 5 or 6 foot lengths. Two or three Glass Panel Connectors (S0950-0010) are pre-attached to the tubing. Connectors open on one side to allow glass to be positioned between neoprene pads (included).

GLASS PANEL CONNECTOR - 1/2"

316 STAINLESS STEEL



ITEM	SIZE	A	B	C	D	WT
(lb)						
POLISHED						
S0950-0013	2"	2.00"	2.13"	2.33"	3/8"-1/2"	1.00
BRUSHED						
S0950-0013-B	2"	2.00"	2.13"	2.33"	3/8"-1/2"	1.00

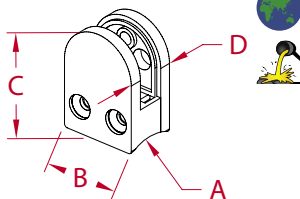
NOTE:

Heavy duty version used for 3/8" to 1/2" thick glass. Connector back is specially shaped to fit the outside of 2" tubing and attached by a screw into a rivet nut placed into the tubing (both not included); bolt and rivet are hidden by the connector.

Connector opens on one side after installation to allow glass to be positioned between neoprene pads (included). Rivets and fixing screws are supplied with complete rail systems.

GLASS PANEL CONNECTOR - 3/8"

316 STAINLESS STEEL



ITEM	SIZE	A	B	C	D	WT
(lb)						
POLISHED						
S0950-0010	2"	2.00"	1.52"	2.09"	3/8"	0.40
BRUSHED						
S0950-0010-B	2"	2.00"	1.52"	2.09"	3/8"	0.40

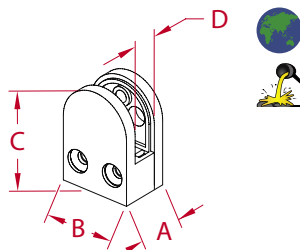
NOTE:

Strong but smaller version used for 5/16" to 3/8" glass. Connector back is specially shaped to fit the outside of 2" tubing and attached by a screw into a rivet nut placed into the tubing (both not included); bolt and rivet are hidden by the connector.

Connector opens on one side after installation to allow glass to be positioned between neoprene pads (included). Rivets and fixing screws are supplied with complete rail systems.

GLASS PANEL CONNECTOR - FLAT

316 STAINLESS STEEL



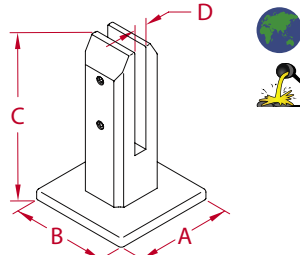
ITEM	A	B	C	D	WT
(lb)					
POLISHED					
S0950-F010	1.10"	1.57"	1.97"	3/8 - 1/2"	0.46

NOTE:

Heavy duty version used for 3/8" to 1/2" thick glass. Connector is flat to mount to any flat surface including Spectrum posts. Connector opens on one side after installation to allow glass to be positioned between neoprene pads (included).

GLASS PANEL BASE

2205 DUPLEX



ITEM	A	B	C	D	WT
(lb)					
POLISHED					
S0925-0010	3.96"	3.96"	6.36"	3/8" - 1/2"	3.87

NOTE:

Heavy duty glass panel base is used for 3/8" to 1/2" thick glass. Base is mounted with 4 fasteners (not included) and a skirt is placed on top for a finished look. A plastic insert (supplied) fits inside and wraps around glass. Set screws (supplied) hold the glass in place. Additional plastic wedges are included to give the glass a snug fit.

RAIL CARE GUIDE

Keep Your Railing Looking Like the Day it was Installed!



Stainless steel products cannot be regarded as completely maintenance free. Low maintenance depends largely on the care given during the first year.

After the initial installation of your railing: Clean thoroughly with automobile soap (mild car wash soap). Field passivate any place where tools have come in contact with your railing or components. Clean your railing again after passivation with warm water and automobile soap. Rinse thoroughly with fresh water. Follow with a protective polish, such as Prism metal polish.

General maintenance: Clean the railing when it's dirty in order to restore its original appearance. Polish as needed to maintain the desired luster.

For the Rail Care Guide download, please visit our website: <http://www.atlantisrail.com/downloads>

MAINTAINING YOUR STAINLESS STEEL RAILING

Extra Care in Working (Construction) Environments

Working environments create aggressive conditions. Proper cleaning must be done immediately after installation of an Atlantis Rail product and should be repeated often as needed. If there is long exposure to working environments. Cleaning must be done immediately after exposure. Leaving a new installation without cleaning and then exposing it to a working environment will cause a high potential for corrosion. Be very mindful of the kind of work taking place around your stainless steel and protect the railings if possible. Chemicals to clean paint or epoxy over-spray are particularly damaging to stainless steel.

Work Site Cleaning Solutions, Beware!

Most simple household cleaning solutions, when used in accordance with their makers' instructions, are safe for incidental contact with stainless steel, but if used incorrectly, they can cause discoloration and corrosion on the surface of stainless steel by affecting the protective elements of the metal. We recommend car wash soap. Strong acid and chemical solutions (e.g. hydrochloric acid, muriatic acid, methyl ethyl ketone or "spirits of salts") are sometimes used to clean masonry, tiling and heavy paint clean up of buildings, but they should never be permitted to come into contact with your stainless steel. **It is safe to assume that anything you would not clean the aesthetic surfaces of a fine automobile with should not come in contact with your stainless steel railings.** If contact of such a corrosive solution should happen, the solution must be removed immediately by copious water flushing and cleaning with a mild automobile (car wash) detergent. Anything containing a harsh acid or chemical coming in contact with stainless steel will potentially cause reactions that can lead to corrosion.

Use of Iron Tools or Cutting in Proximity of Stainless Steel

The use of bare iron tools such as crescent wrenches, pliers, channel locks and Allen wrenches should be avoided. Use tools with chrome plating. If such tools are used, the iron deposits, though not visible, will rust and potentially cause the stainless steel in contact with it to rust. Cutting anything with a power saw in the proximity of your stainless steel railing will contaminate the area causing iron particles to be airborne, rusting wherever they land. Grinding will also have the same effect. Any contaminated surfaces should be treated with copious water flushing and cleaning with a mild automobile (car wash) detergent. We also recommend the use of a passivation fluid such as Citrisurf to guarantee the surfaces are clean and sealed.

Use of Fasteners with Stainless Steel

All fasteners should be 316L stainless steel if possible. Mixing carbon steel and plated fasteners will cause corrosion where they meet the stainless steel. Nearby steel items, either attached to or over hanging, can cause corrosion to spread. Mixing metals can cause "electrolysis" to occur, creating corrosion.

Salt Water Environments

In salt water environments we recommend electro-polishing all components and using specialized stainless steel tubing. This additional process is not a guarantee against discoloration, but it does provide the greatest protection for your stainless steel system. The treatment is relatively low cost for most systems. ****If you are on the ocean front please entertain the electro-polish process.***

RAIL CARE KIT & RAIL CLEANING KIT



ITEM	DESCRIPTION	WT
		(lb)
RAIL CARE KIT E0100-K000	Designed for cleaning / maintaining stainless steel railing systems	1.48
Kit includes: (1) CitriSurf® 77 Plus 6-ounce spray, (1) 4-Ounce Bottle of Car Wash Soap, (1) 6-Ounce Cup of Metal Polish (1) Pair of Nitrile Gloves, (1) Microfiber Polishing Cloth and (1) Rail Care Guide.		
RAIL CLEANING KIT E0100-K001	Designed for cleaning / maintaining stainless steel railing systems	0.57
Kit includes: (1) 4-Ounce Bottle of Car Wash Soap, (1) Microfiber Polishing Cloth and (1) Rail Cleaning Instructions.		

PASSIVATION KIT



KIT INCLUDES:

- 1 - CitriSurf® 77 Plus 6-Ounce Spray Bottle
- 1 - Pair of Nitrile Gloves
- 1 - Microfiber Polishing Cloth
- 1 - Stainless Steel Passivation Instructions



ITEM	DESCRIPTION	WT
		(lb)
PASSIVATION KIT E0100-KP00	Designed for protecting the finish of stainless steel railing systems	0.77
NOTE: <i>Fluid consists of citric acid. There are no hazardous ingredients. Use passivating spray on stainless hardware before exposure to the elements. Spray brings Nickel content in stainless to the surface, preventing discoloration.</i> <i>Harmful if swallowed. May cause eye burns or skin irritation. Avoid inhalation, may cause irritation to nose and throat. Eye protection and face mask are recommended.</i>		

PASSIVATION FLUID



ITEM	SIZE	WT
		(lb)
PASSIVATING FLUID E0100-0000	22 fl. oz.	1.60
NOTE: <i>Fluid consists of citric acid. There are no hazardous ingredients. Use passivating spray on stainless hardware before exposure to the elements. Spray brings Nickel content in stainless to the surface, preventing discoloration.</i> <i>Harmful if swallowed. May cause eye burns or skin irritation. Avoid inhalation, may cause irritation to nose and throat. Eye protection and face mask are recommended.</i>		

METAL POLISH



ITEM	SIZE	WT
		(lb)
PRISM POLISH - GEL E0100-P001	7 oz.	0.51
E0100-P002	16 oz.	1.14
E0100-P003	1 gal.	10.26
PRISM POLISH - LIQUID E0100-P004	8 fl. oz.	0.66
NOTE: <i>Prism Polish is formulated to clean, polish and protect all metals in one application. It contains no harsh acids, caustics or abrasives. Prism Polish is non-toxic and non-flammable. Apply a small amount of Prism Polish using a soft cloth. There is no need to let Prism Polish dry. Simply buff off with a clean soft cloth until all residue is gone.</i>		

MICROFIBER POLISHING CLOTH



ITEM	SIZE	WT
		(lb)
E0100-F007	16" x 16"	0.15
NOTE: <i>Microfiber Polishing Cloth effortlessly cleans and polishes all metals, fiberglass and plastics. Washable and reusable up to 100 times. Microfiber technology polishes and buffs faster and easier than cloth. Removes fingerprints and oils in one wipe. Use wet or dry. Streak-free performance. Works electrostatically.</i>		



Made in USA



Import



Drop Forged



Precision Cast



Precision Machined



Stamped



Wire Formed



Electro-Polished



New Product

RailEasy™ Retail Display



Exclusive Offer

The RailEasy™ Retail Display is offered exclusively to Atlantis Rail Authorized Dealers. The initial display order consists of the products pictured to the right which construct the RailEasy™ Cable Railing System. Also, the display comes complete with the racking, signage, tear-off RailEasy™ Project Planners and quick reference guides.



ATLANTIS RAIL AUTHORIZED DEALER BENEFITS

- Exclusive referral program — only authorized dealers receive referral leads
- Online presence through the Dealer Locator page on the Atlantis Rail website
- Co-marketing support for your local events
- Free freight on most orders
- Selling the finest stainless steel cable railing systems on the market today
- Increased store traffic and valuable cross-selling opportunities
- Several available choices in stainless steel railings at stock program prices
- Free design services
- Extensive marketing within the industry
- Reasonable stocking requirements with access to our entire product line



HandiSwage™ Retail Packaging

Offer your customers an alternative cable railing system with the HandiSwage™ retail program. The packaging has the eye-catching HandiSwage™ logo and brilliant colors. This program includes hand swage studs, tensioners, cable, nut sets, cable sleeves and hand swage tools. Many of the products in this line are available in packs of 2 or more. Contact your Atlantis Rail Sales Representative for more details.



Regardless of what cable railing you use, Atlantis Rail Systems wants to make sure you install your cable railing to a safe and code compliant specification.

To start planning your project always make sure you check with your local code compliance official before starting your cable railing project. They may have special requirements.

The first three basics of cable railing involve spacing; cable spacing, post spacing and total area covered (length of runs).

We define these specifications as the rule of



3 = Cable spacing must never exceed 3 inches.

4 = Distance between post can never exceed 4 feet, if it is necessary to have post spacing over 4 ft., always add cable stabilizers.

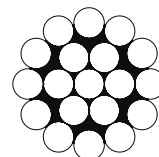
5 = Cable runs should not exceed 50 feet in total length.

OTHER MUST HAVE / MUST DO CRITERIA AND SPECIFICATIONS FOR CABLE RAILING

- You must always use a top rail. A typical cable railing system will have 10-12 rows of cable with 200 lbs. of pull each. An inadequate top rail will allow the post to pull in and potentially cause several problems.
- You must make sure your post mounting surface is properly blocked per building code.
- You must follow the manufacturer's instructions including cleaning and maintenance. Stainless steel is "low" maintenance, not "no" maintenance (See page 38).

SELECTING MATERIAL

- All cable components should be a minimum grade of 316L Stainless Steel.
- Decide if you want to make your cable railing surface mounted or through post mounted.
- Only 1x19 configuration cable should be used. It is the most rigid and smooth cable available. Other configurations will allow for greater deflection.
- Posts for ocean front applications should be a smooth high polish material made of 316L stainless steel or other highly corrosion resistant material. Brushed or satin finished products are not as corrosion resistant. Non ocean front applications may use other finishes or materials.
- Alternatively you may use powder coated stainless steel and sometimes aluminum railing material depending on the environment. Consult the manufacturer for specifics as some material may not be warranted for ocean front applications.
- Choose materials from a reputable manufacturer that can provide independent test reports confirming their product meets and exceeds code and safety requirements.
- Review the manufacturer's instructions, video's and material specifications before making your decision.
- Avoid mixing product from different manufacturers, it may affect the warranty.



1x19 Cable Configuration

HOW TO MEASURE FOR AN ATLANTIS RAIL SYSTEM

We encourage our customers to order from local authorized dealers to ensure personal service, local representation and project assistance.

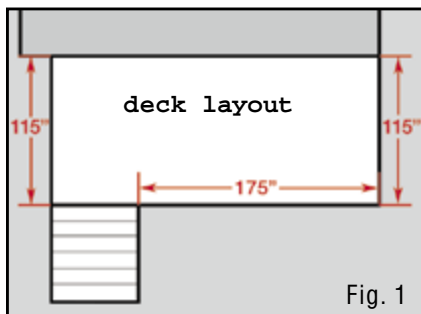


Fig. 1

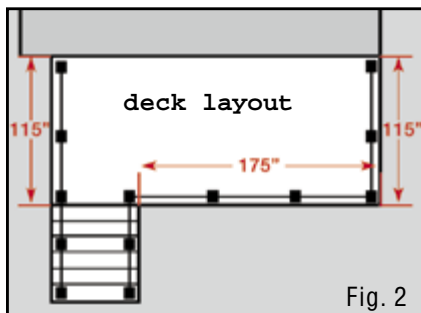


Fig. 2

STEP 1 - Select a railing model

Based on the available selections, choose a model.

STEP 2 - Sketch your project

Sketch your project to scale. Start from the left and measure from each end to the next end or corner (Figure 1). Please note the type of surface the railing system will be mounted on. If using posts other than those supplied by Atlantis Rail, take care to indicate the location on the sketch (Figure 2).

Post and Rail Mounting Surfaces Note: Atlantis Rail Systems provides a variety of mounting options for posts and rails used in our systems. Products of this nature require that mounting surfaces are constructed to be considered structural per building code definition for the surface material used. Structural integrity and building code compliance of mounting surfaces are the responsibility of the end user and / or installer. The use of any of our mounting methods are at the option and decision of the end user and /or installer and should be selected to match the structural material used to create the mounting surface.

STEP 3 - Determine the required rail height of each section

Railing sections are offered in standard heights of 36" and 42". Custom heights are available upon request. Refer to your local building codes and note the required rail height for your project.

STEP 4 - Determine supplies for your project

We encourage you to contact your local authorized dealer. To find a dealer in your area, refer to the "Find a Dealer" page on the Atlantis Rail website or call (800) 541-6829 for assistance. If a dealer is not located in your area, please fax or email your project sketch with written dimensions to Atlantis Rail Systems: (508) 732-9798 or info@atlantisrail.com.



Use our **Dealer Locator** to find a Dealer near you.

ATLANTIS RAIL STOCK POST REFERENCE SHEET

Part Number	Stock Color	System	Basic Description	Post/Kit Height	# Holes	Hole Size	Cable Space	Grommet
SunRail™ Post - Standard Configurations								
S0950-0052	Pol/ Brush	SunRail™	36" Mid Post	32.625"	22	7/32"	2.75"	C0916-0004-25
S0950-0054	Pol/ Brush	SunRail™	42" Mid Post	38.625"	26	7/32"	2.813"	C0916-0004-25
S0952-M036*	Pol/ Brush	Latitude	36" Mid Post Kit	34.563"	22	7/32"	2.818"	C0916-0004-25
S0952-M042*	Pol/ Brush	Latitude	42" Mid Post Kit	40.563"	26	7/32"	2.833"	C0916-0004-25
S0952-E036*	Pol/ Brush	Latitude	36" End Post Kit	34.563"	11 tensioners		2.818"	NA
S0952-E042*	Pol/ Brush	Latitude	42" End Post Kit	40.563"	13 tensioners		2.833"	NA
S0952-C036*	Pol/ Brush	Latitude	36" Corner Post Kit	34.563"	22 tensioners		2.818"	NA
S0952-C042*	Pol/ Brush	Latitude	42" Corner Post Kit	40.563"	26 tensioners		2.833"	NA
*Actual kit height								
RailEasy™ Stock Mid Post & Stabilizers								
S0973-MP36*	Polished	RailEasy™	36" Mid Post Kit for 2" Round Tube	36"	20	7/32"	3"	C0916-0004-25
S0973-MP42*	Polished	RailEasy™	42" Mid Post Kit for 2" Round Tube	42"	24	7/32"	3"	C0916-0004-25
S0950-0060	Pol/ Brush	RailEasy™	42" Stabilizer Kit for Flat Rail & Surface Mount	42"	26	7/32"	3"	C0916-0004-25
S0950-0061	Pol/ Brush	RailEasy™	42" Stabilizer Kit for 2" Round Tube	42"	26	7/32"	3"	C0916-0004-25
S0950-S060	Pol/ Brush	RailEasy™	42" Stabilizer Stair Kit	42"	26	17/64" x 7/16"	3"	NA
A0908-XX60	BK, BZ, MT, WH	RailEasy™	42" Stabilizer Kit for Flat Rail & Surface Mount - Aluminum	42"	26	7/32"	3"	C0916-0004-25
A0908-XX60-ST	BK, BZ, MT, WH	RailEasy™	42" Stair Stabilizer Kit for Flat Rail & Surface Mount - Aluminum	42"	26	17/64" x 9/16"	3"	NA
*S0973-MP36 & MP42 kits comes with a Rail Mounting Base and Rail "T" fitting *Actual kit height								
Spectrum Stock Post & Stabilizers (XX = Color Code)								
S0904-XX36	BK, BR, MT, WH	Spectrum	36" Fascia Mount Post Kit*	42"	24	17/64"	2.625"	C0916-0003-25/0704-25**
S0904-XX38 -ST	BK, BR, MT, WH	Spectrum	38" Fascia Mount Stair Post Kit (32° - 38° angle)	45.75"	20	17/64" x 9/16"	3.250"	NA
S0905-XX36	BK, BR, MT, WH	Spectrum	36" Surface Mount Post Kit*	34.50"	24	17/64"	2.625"	C0916-0003-25/0704-25**
S0905-XX38 -ST	BK, BR, MT, WH	Spectrum	38" Surface Mount Stair Post Kit (32° - 38° angle)	38.125"	20	17/64" x 9/16"	3.250"	NA
S0904-XX42	BK, BR, MT, WH	Spectrum	42" Fascia Mount Post Kit*	48"	28	17/64"	2.688"	C0916-0003-25/0704-25**
S0905-XX42	BK, BR, MT, WH	Spectrum	42" Surface Mount Post Kit*	40.50"	28	17/64"	2.688"	C0916-0003-25/0704-25**
S0904-XX42-EC	BK, BR, MT, WH	Spectrum	42" Fascia Mount End Post Kit*	48"	28	17/64"	2.688"	C0916-0003-25/0704-25**
P0905-XX45	BK, BR, MT, WH	Spectrum	36" Surface Mount Cable Stabilizer Kit	34.50"	12	7/32"	2.625"	NA
P0905-XX46	BK, BR, MT, WH	Spectrum	42" Surface Mount Cable Stabilizer Kit	40.50"	14	7/32"	2.688"	NA
* Used as end post or mid post, doubled for corner post. ** Use C0916-0003-25 for 1/8" cable and C0916-0704-25 for 5/32" cable								
NOVA II Stock Post & Stabilizers (XX = Color Code)								
A0906-4260-XX*	BK, BZ, WH	NOVA II	42" Stabilizer / Adapter -36" to 42"	36.250"	24	7/32"	2.75"	C0916-A003-25
A0906-0044-XX**	BK, BZ, WH	NOVA II	42" Stabilizer Adapter No Bottom	39.925"	26	7/32"	2.75"	C0916-A003-25
A0906-0036-XX	BK, BZ, WH	NOVA II	36" Universal Post (End & Mid)	38"	20	17/64"	2.75"	C0916-0003-25 End Post C0916-B003-25
A0906-C036-XX	BK, BZ, WH	NOVA II	36" Corner Post	38"	30	17/64" & 1/4"	2.75"	C0916-0003-25
A0906-0042-XX	BK, BZ, WH	NOVA II	42" Universal Post (End & Mid)	44"	24	17/64"	2.75"	C0916-0003-25 End Post C0916-B003-25
A0906-C042-XX	BK, BZ, WH	NOVA II	42" Corner Post	44"	36	17/64" & 1/4"	2.75"	C0916-B003-25
A0906-U036-XX	BK, BZ, WH	NOVA II	36" Undrilled/Stair Post (Top & Mid)	38"	NA	NA	NA	A0908-SG01-25
A0906-U042-XX	BK, BZ, WH	NOVA II	42" Undrilled/Stair Post (Bottom & Mid)	44"	NA	NA	NA	A0908-SG01-25
A0906-SM42-XX	BK, BZ, WH	NOVA II	42" Slotted Stair Mid Post	44"	18	17/64" & 9/16"	3"	NA
* Stabilizer A0906-4260-XX to adapt A0906-0201-XX for 42" height ** Stabilizer P0906-0044 for 42" or 36" without bottom rail								

Index

BILT APP, 14

CABLE RAILING BASICS, 41

CABLE STABILIZER SAFETY INFORMATION & REQUIREMENTS, 14

COMING SOON, 2

COMPANY BACKGROUND, Inside Back Cover

CONTACT INFORMATION, Inside Front Cover

GLASS SYSTEMS, 36

Product Information, 36
Specifications, 36
RailEasy™ Glass, 36
Spectrum Glass, 36
SunRail™ Glass, 36

GLASS SYSTEMS COMPONENTS, 37

Glass Panel Base, 37
Glass Panel Connector – 3/8", 37
Glass Panel Connector – 1/2", 37
Glass Panel Connector – Flat, 37
RailEasy™ Glass Panel Kit, 37

HANDISWAGE™ COMPONENTS, 23-26

Acorn Nut Set, 26
After Swage Gauge, 25
Deluxe Cover Nut Set, 2, 26
HandiSwage™ Cable, 24
HandiSwage™ Cable Grip Pad, 25
HandiSwage™ Cable Sleeve, 24
HandiSwage™ Cable Sleeve Flush, 24
HandiSwage™ Combination Wrench Set, 25
HandiSwage™ Cover Nut Sets, 26
HandiSwage™ Cutting Disk, 25
HandiSwage™ Flush Fitting, 24
HandiSwage™ Hand Swager, 25
HandiSwage™ Lag Stud, 23
HandiSwage™ Long Stud, 23
HandiSwage™ Stud, 23
HandiSwage™ Tensioner, 21, 23
HandiSwage™ Tensioner with Stud, 23
HandiSwage™ Termination - Flat Head, 24
HandiSwage™ Termination - Hex Head, 24
Stair Spacer, 25

HANDISWAGE™ RETAIL PACKAGING, 40

HANDISWAGE™ SYSTEM, 22

Overview, 22

MEASURING GUIDE, 42

MICRO STAR™ LED LIGHTING, 32

Features & Benefits, 32
Overview, 32

MICRO STAR™ LED LIGHTING COMPONENTS, 33-35

Micro Star™ 3-Way Branch Connector, 35
Micro Star™ 4' Handrail Wiring Harness, 35
Micro Star™ 5' Handrail Wiring Harness, 35
Micro Star™ Extension, 34
Micro Star™ Extension Wiring, 35
Micro Star™ Grommets, 33
Micro Star™ Jumper, 34
Micro Star™ LED Light, 33
Micro Star™ LED Post Cap, 34
Micro Star™ LED Light Bar, 33

Micro Star™ Transformer, 34
Micro Star™ Transformer Wiring Harness, 34
Micro Star™ Wiring Harness Grommet, 35
Tri Star Surface Mount Light, 33

NOVA II SYSTEM, 19-21

HandiSwage™ Cable Infill, 19
Accessories, 21
Gates, 21
Post Kits, 20
Rail Kits, 20
Salt Water Restrictions, 21
Specifications & Options, 21
NOVA Nautilus System, 19
Overview, 19

PHOTO CONTEST, 2, 26, Inside Back Cover

RAIL CARE GUIDE, 38

RAIL CARE PRODUCTS, 39

Metal Polish, 39
Microfiber Polishing Cloth, 39
Passivating Fluid, 39
Passivation Kit, 39
Rail Care Kit, 39
Rail Cleaning Kit, 39

RAILEASY™ COMPONENTS, 8-14

Cable Lacing Needle, 10
Cable Stabilizer Kit, 13
Cable Stabilizer Kit - 2" Round Tubing, 13
Cable Stabilizer Kit - Aluminum, 13
Cable Stabilizer Kit - Stair, 13
Cable Stabilizer Kit - Stair - Aluminum, 14
Fastener Lubricant, 11
Heavy Duty Cable Cutter, 10
Rail Wood Screw, 10
RailEasy™ Adjustable Sidemount, 11
RailEasy™ Adjustable Sidemount Oval, 12
RailEasy™ Cable, 9
RailEasy™ Cable Cutter, 10
RailEasy™ Cable Sleeves, 9
RailEasy™ Colonial Post Base, 12
RailEasy™ Colonial Post Cap, 12
RailEasy™ Cones – 4 Pack, 9
RailEasy™ Drilling Template, 10
RailEasy™ Flush Fitting, 8
RailEasy™ Installation Tools, 10
RailEasy™ Lag Stud, 8
RailEasy™ Mid Post Kit, 13
RailEasy™ Sleeve, 12
RailEasy™ Straight Sidemount, 11
RailEasy™ Straight Sidemount Oval, 11
RailEasy™ Stud Assembly, 8
RailEasy™ Stud, 9
RailEasy™ Swivel End – Flat, 8
RailEasy™ Tensioner – Flat, 8
RailEasy™ Tubing, 12
RailEasy™ Wedges – 10 Pack, 9
Screwdriver Bits – Stainless, 11

RAILEASY™ FEATURED HARDWARE, 6-7

RailEasy™ Cable Sleeves, 7
Overview, 7
Usage Guidelines, 7
RailEasy™ Flush Fitting, 7
Overview, 7
RailEasy™ Lag Stud, 7
Overview, 7
Usage Guidelines, 7

RailEasy™ Stud Assembly, 7
Installation Steps, 7
Overview, 7

RailEasy™ Swivel End, 6
Features & Benefits, 6
Usage Guidelines, 6

RailEasy™ Tensioner, 6
Exploded View, 6
Features & Benefits, 6
Installation Steps, 6
Tensioning Sequence, 6

RAILEASY™ MID POST KIT & CABLE STABILIZER KIT REFERENCE CHART, 14

RAILEASY™ RETAIL DISPLAY, 40
Benefits, 40
Overview, 40

RAILEASY™ SYSTEMS, 3-5

Overview, 3
RailEasy™ Cable Railing, 5
Features & Benefits, 5
Product Information, 5
Specifications, 5
RailEasy™ Nautilus, 4
Features & Benefits, 4
Product Information, 4
Specifications, 4

SPECTRUM SYSTEM, 15-18

ADA Handrail Mounting Bracket, 17
Cable Infill Option, 15
HandiSwage™ Infill, 15
Cable Stabilizer Kit Components, 16
Color Selection, 15
Corner Mending Plate Set, 17
Fascia Mount Post Kit Components, 16
Overview, 15
Post Kits Cable Spacing & Heights Table, 16
Reinforcing Channel, 17
Surface Mount Post Kit Components, 16
Top Mounting Plate Assembly, 17
Wide Mounting Plate, 17

SPECTRUM GLASS SYSTEM, 18, 36

Glass Infill Option, 18
Post Kits Heights Table, 18
Surface Mount Glass Corner Post Kit Components, 18
Surface Mount Glass End Post Kit Components, 18
Surface Mount Glass Mid Post Kit Components, 18

STOCK POST REFERENCE SHEET, 43

SUNRAIL™ LATITUDE, 31

Cable Railing Infill, 31
Overview, 31
Post Kits, 31

SUNRAIL™ SYSTEMS, 27-30

ADA Systems, 30
Commercial Systems, 29
Custom Systems, 30
Overview, 27
Residential Systems, 28

TABLE OF CONTENTS, 1

ATLANTIS RAIL SYSTEMS
70 ARMSTRONG ROAD
PLYMOUTH, MA 02360

WWW.ATLANTISRAIL.COM
INFO@ATLANTISRAIL.COM
(800) 541-6829



Company Background



Atlantis Rail is committed to raising the bar of excellence one customer at a time. We invite you to experience the designs that set us apart from the rest.

A History of Excellence

Atlantis Rail Systems' heritage is very unique. The idea of using stainless steel products, such as cable and tensioners, for architectural purposes was inspired by the very lifelines and hardware that can be found on boats in every harbor across the globe. The concept of Atlantis Rail Systems was developed by Suncor Stainless, Inc., a leading manufacturer of stainless steel hardware in the industrial and marine industries. With the dedicated help of the Atlantis Rail Team, we are proud to provide custom fit railing systems worldwide.

The products illustrated within these pages provide a cutting edge approach to conventional railing systems. Through the use of patented technology and the durability of marine grade, type 316L stainless steel, we have the ability to provide customers with a superior product in both style and quality to fit any indoor or outdoor, commercial or residential design.



Our CNC band saw cuts tubing quickly and accurately, which allows for easy customization. Stock tubing can be made precisely with the pre-programmed measuring technology of the saw.



Atlantis Rail opened a new warehouse in Las Vegas, NV for faster service to the west coast.



Precision CNC milling machine.

SEND US PHOTOS FROM YOUR LATEST ATLANTIS RAIL PROJECT FOR A CHANCE TO WIN UP TO \$750!

PHOTO CONTEST

Winners announced twice a year.

1st place

\$750

2nd place

\$500

3rd place

\$250

ATLANTIS[®]
RAIL SYSTEMS

**ALL ENTRIES
RECEIVE A FREE
RAIL CARE KIT!***

* Limit one free Rail Care Kit
per person per project.

HOW TO ENTER: Email your contact information (name/company name, address, phone number, email address) along with your photo entry to: carey@atlantisrail.com.

Atlantis Rail reserves the right to pick the winner at our discretion. Photo contest is available to homeowners and contractors only. Atlantis Rail Authorized Dealers are not eligible for prizes. Under no circumstance will Atlantis Rail sell or distribute your contact information. Digitally altered photos will be disqualified. Project must be code compliant. Submitted photos must depict Atlantis Rail products only. Two contests will be run during each calendar year. Entries are valid only for the period in which they are submitted. Submission of photos grants Atlantis Rail Systems the right to use submitted photos in any way it deems fit.



Stainless steel products cannot be regarded as completely maintenance free. Low maintenance depends largely on the care given during the first year.

**Thank you for making Atlantis Rail Systems your
number one source for quality stainless steel railing products!**

IMPORTANT NOTICE

All contents of this catalog, including all logos, icons, product images and descriptions are the sole property of Atlantis Rail Systems. The making and distribution of copies or reproductions of any product/section image or description within this catalog in printed, electronic or any other format is strictly prohibited. Exceptions, other than for consideration in purchasing product from Atlantis Rail Systems must be obtained in writing from the Plymouth, MA headquarters.

© 2020 Atlantis Rail Systems

CONTACT INFORMATION

Headquarters:
Atlantis Rail Systems
70 Armstrong Road
Plymouth, MA 02360

3900 Civic Center Drive
North Las Vegas, NV 89030

Telephone:
(508) 732-9191

Toll Free:
(800) 541-6829

Fax:
(508) 732-9798

Email:
info@atlantisrail.com



ATLANTIS®
RAIL SYSTEMS

WWW.ATLANTISRAIL.COM



ISO
9001:2015
Certified

Residential • Commercial • Custom
STAINLESS STEEL RAILING SYSTEMS

JANUARY 2020